



college park

PRODUCT CATALOG

College Park designs and manufactures a full line of anatomically correct, custom built prosthetic solutions. College Park is ISO 13485 certified with an extensive focus on quality testing, and proudly produces products in the USA. With precise engineering and quality manufacturing, College Park is committed to innovating human locomotion solutions for users all over the world.



27955 College Park Drive, Warren, MI, USA
p. 800.728.7950 | 586.294.7950 | f. 800.294.0067



TABLE OF CONTENTS

TECHNOLOGY	3	LINERS	69
FEET	4	STERLING LINER	70
K-LEVEL CHART	5	STERLING GEL SLEEVE	71
FOOT GUIDE	6	LOCKING SYSTEMS	72
ACCENT	7-9	C100	73
AVIATOR	10-11	KNEES	74
BREEZE	12-13	KNEE GUIDE	75
CELSUS	14-15	AURA	76-77
CELSUS iVT	16-18	CAPITAL	78-79
HORIZON HD	19-20	GUARDIAN	80-81
ODYSSEY iQ	21-23	ICON	82-83
ODYSSEY K2	24-25	VICTOR	84-85
ODYSSEY K3	26-27	ENDOSKELETAL COMPONENTS	86
ORBIT	28-29	TITANIUM	87
SCOUT	30-32	HEAVY DUTY	87
SIDEKICKS	33-34	ECONOMY	88
SOLEUS	35-37	PEDIATRIC	88
TEMPO	38-39	GERIATRIC	88
TEMPO iVT	40-42	COMPONENT KITS	89
TERRAIN	43-44	TORSION	89
TERRAIN iW	45-46	LAMINATION	90-91
TRIBUTE	47-49	FLEXION PLATES	91
TRUPER	50-52	ADDITIONAL HARDWARE	91
TRUSTEP	53-56	UPPER LIMB	92
VELOCITY	57-58	AXIS SHOULDER JOINT	93-94
VENTURE	59-61	M-FINGER OPTIONS	95
VOYAGER	62-63		
BUMPER & GAIT MATCHING KITS	64-65		
ENVIROSHELLS	66		
US SHOE SIZE CHART	67		
SHELL WIDTH CHART	67		
ENVIROHELL PART NUMBERS	68		


TECHNOLOGY

INTELLIWEAVE®

The College Park Intelliweave composite technology is a proprietary process developed to bring strength and flexibility to a prosthetic foot. Unlike the standard carbon fiber 2D layering process, Intelliweave allows for unlimited 3D woven patterns and control of the areas that need strength and those that need flexibility.

Our engineers use Finite Element Analysis software to predict where loads exceed the maximum stress capabilities of our composite material. After hundreds of design iterations, the composites are perfected with a uniform stress distribution. This may help prevent failures and tailors flexibility for superior outcomes in real world environments.

Our Composite Specialists individually weave each composite by hand in the precise engineered pattern, allowing fibers to be placed for optimal durability and precision gait matching.

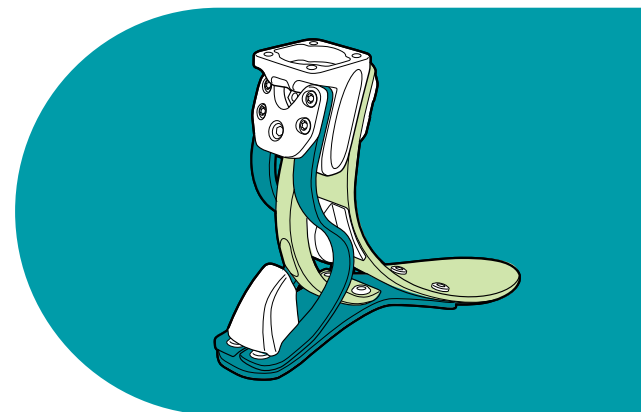


TRI-AXIAL

Since the beginning, College Park's design philosophy has been to create the most anatomically correct prosthetic feet on the market. Starting with our first Trustep foot, tri-axial ankles allow movement to occur on all three planes. Natural plantar flexion, dorsiflexion, transverse rotation and inversion/eversion may offer ease of movement, excellent ground compliance, and comfort.

iST®

Integrated Spring Technology, or iST, is the art of using multiple springs in parallel or in a series to produce a proportional loading response. We precisely engineer our springs with different dynamics to load and unload at the right time during different activities—designed to produce seamless transitions.



FEET



K-LEVEL CHART

K-LEVELS

This is a system for determining a user's functional ability or potential.

K0	Non prosthetic user—has little or no potential for ambulation or transfer safely with or without assistance
K1	Limited household ambulator—has the ability or potential to use a prosthesis for transfers or ambulation on level surfaces at fixed cadences
K2	Limited community ambulator—has the ability or potential for ambulation with the ability to transverse low level environmental barriers (curbs, stairs, etc)
K3	Unlimited community ambulator—has the ability or potential for ambulation at variable cadences in the community
K4	Very active children and athletes—has the ability or potential for prosthetic ambulation that exceeds basic ambulation skills, exhibiting high impact, stress or energy levels












IMPACT LEVELS

This is College Park's system for determining what foot best matches a patient's activities and how soft or firm to build the foot.

K2 LOW	Low speed walking and low intensity activities—cannot vary speed
K3 LOW	Low speed walking and low intensity activities
K3 MODERATE	Low to moderate speed walking and moderate intensity activities
K3 HIGH	Moderate to aggressive walking and/or intense activities such as running, jumping, and sprinting
K4 EXTREME	Aggressive walking and/or intense activities such as running, jumping, and sprinting. Requires the highest durability.

	IMPACT LEVELS				
	K2	K3			K4
	LOW	LOW	MODERATE	HIGH	EXTREME
K2 FEET					
Breeze	✓				
Celsus	✓				
Celsus iVT	✓				
Odyssey K2	✓				
Sidekicks	✓				
Tempo	✓				
Tempo iVT	✓				
Terrain iW	✓				
K3 FEET					
Accent		✓	✓		
Odyssey iQ		✓	✓		
Odyssey K3		✓	✓		
Tribute		✓	✓		
K3-4 FEET					
Aviator			✓	✓	✓
Horizon HD		✓	✓	✓	✓
Orbit		✓	✓	✓	✓
Scout		✓	✓	✓	✓
Soleus			✓	✓	✓
Terrain		✓	✓	✓	✓
Truper		✓	✓	✓	✓
Trustep		✓	✓	✓	✓
Velocity		✓	✓	✓	✓
Venture		✓	✓	✓	✓
Voyager			✓	✓	✓

FOOT GUIDE

FEATURE	FOOT	WEIGHT LIMIT (lbs)	SIZES (cm)	BUILD HEIGHT (in)	WEIGHT* (g)	L-CODE**
 MICROPROCESSOR	ODYSSEY iQ	275	23-30	3.5-3.6	1,027	L5973
 TORSION + VERTICAL SHOCK	VOYAGER	275-330	21-30	7.5	1,174	L5987 + L5984
 VERTICAL SHOCK	AVIATOR	275-330	21-30	6.5	979	L5987
 INTEGRATED SPRING TECHNOLOGY	SOLEUS	220-275	21-30	6.4-7.6	667	L5981
	VELOCITY	250-275	25-30	4.7-5.2	631	L5981 + L5986
 CARBON FIBER	HORIZON HD	330-365	21-30	2.3	559	L5981
 TORSION	ORBIT	330	21-30	3.7-3.9	895	L5981 + L5984
 TRI-AXIAL MOTION	TERRAIN	330-365	21-30	3.4-3.6	815	L5981 + L5986
	VENTURE	250-275	21-30	2.5-2.7 (IP) 5.0-5.2 (ALX)	585	L5981 + L5986
	TRUSTEP	330 (Endo) 352 (Exo)	22-31	3.5 (IP) 6.0 (ALX)	678	L5979
	TRIBUTE	220	21-30	2.4	529	L5979
 CURVED HYDRAULIC	ODYSSEY K2	220-300	21-30	3.1-3.3	744	L5972 + L5968
	ODYSSEY K3	275	21-30	3.0	749	L5981 + L5968
 K2 LOW IMPACT	TERRAIN iW	220-300	21-30	2.5-2.8	645	L5972 + L5986
	CELSUS	220-300	21-30	2.2-2.6	526	L5972 + L5986
	TEMPO	300-330	21-30	2.2-2.6	500	L5972
	BREEZE	220-275	21-30	2.4-2.6	523 (25cm)	L5972
 K2 VACUUM	CELSUS iVT	220-300	21-30	2.2-2.6	652	L5972 + L5986 + 5781
	TEMPO iVT	300-330	21-30	2.2-2.6	626	L5972 + L5781
 ADJUSTABLE HEEL HEIGHT	ACCENT	220-250	21-28	3.3-3.9 (IP) 7.8-8.5 (DP)	608 (IP), 761 (DP) w/pylon	L5981 + L5986 + L5990
STUBBIES	SIDEKICKS	275	ONE SIZE	2.3	422	L5972 + L5986
 PEDIATRIC	SCOUT	55-132	13-22	1.8-2.1 (Pyramid)	183-360 (13-22cm)	L5981
	TRUPER	100-132	16-21	2.1-2.4 (IP) 4.3-4.6 (ALX)	215-314 (16-21cm)	L5979

ADJUSTABLE HEEL | INTELLIWEAVE FOOT BASE | DYNAMIC PYLON OPTION



The Accent provides 2" (5.1 cm) of heel height adjustment through a simple push of a button. The foot comes with a contoured, soft ankle fairing that locks into the shell and prevents cosmetic buckling when the foot is adjusted at various heel heights. The Accent provides a service-free option for individuals who desire a cosmetically appealing foot.

INCLUDED

Endo foot includes: bonded foot shell and ankle fairing

Dynamic Pylon foot includes: bonded foot shell, ankle fairing, DP sleeve adapter and choice of pylon adapter

ACCENT PART NUMBER

	SIDE	SHELL COLOR*	MOUNTING†	BUTTON PLACEMENT**	SIZE	WIDTH‡	FIRMNESS CATEGORY
AC	L OR R	C OR B	IP, DF, DM OR D4	M OR L	21-28	N OR W	D 1-3

*(C)aucasian or (B)rown. †(IP) Integrated Pyramid, (DF) Dynamic Pylon Female, (DM) Dynamic Pylon Male or (D4) Dynamic Pylon 4-hole. ** (M)edial placement or (L)ateral placement. ‡(N)arrow or (W)ide. Wide only available in 23-26cm. Example part number: AC LCIP 24N D2

ACCENT FIRMNESS CATEGORIES




PATIENT WEIGHT	0-120lbs	121-140	141-160	161-180	181-220	221-250
SIZE	21-28 cm					25-28 cm
LOW IMPACT	1	1	2	2	3	3
MODERATE IMPACT	1	2	2	3	3	3

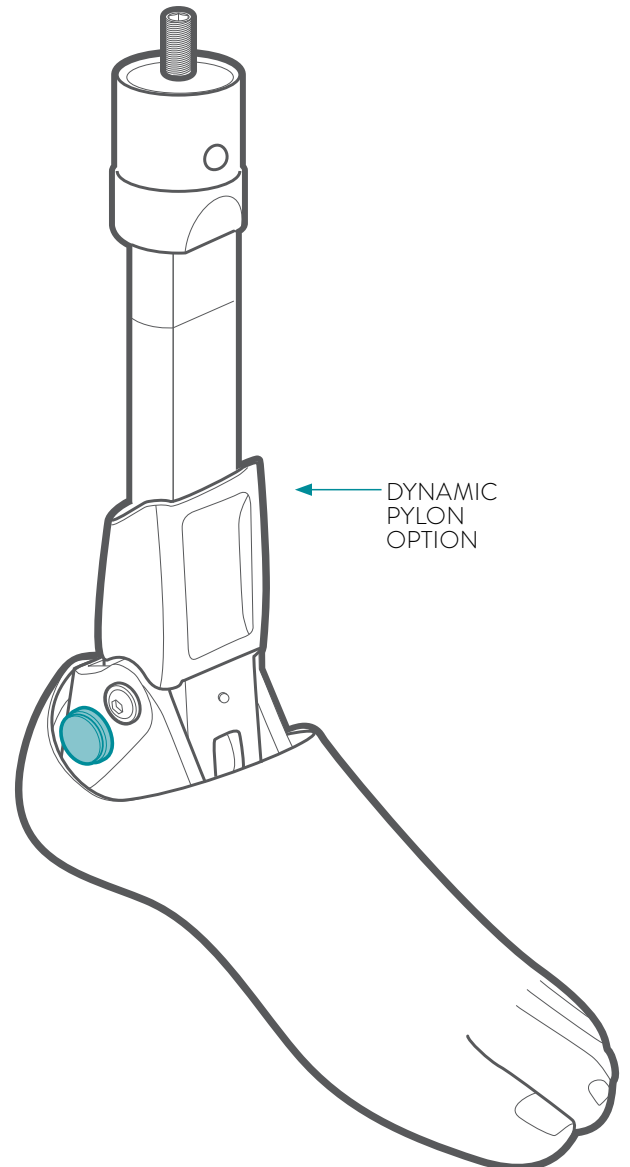
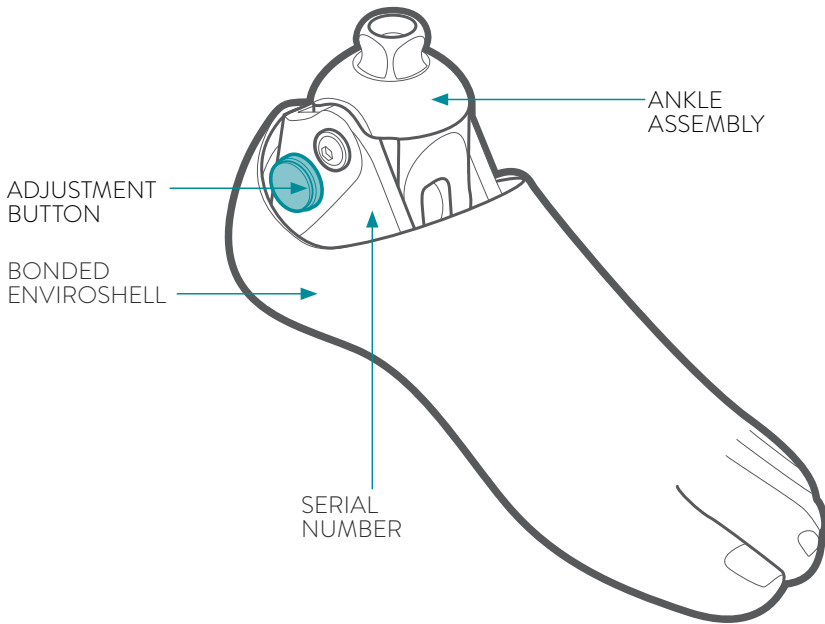
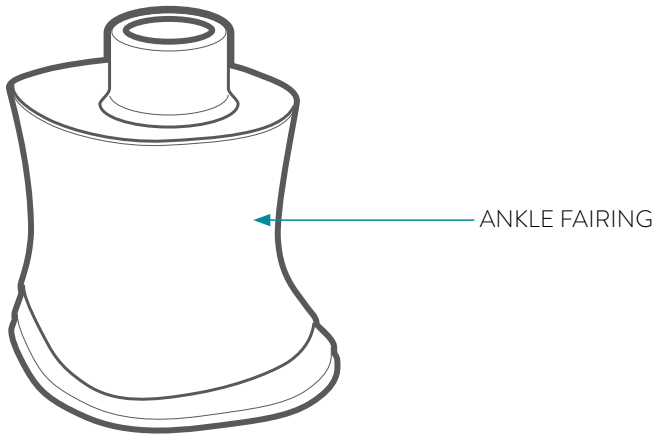
BUILD HEIGHT




	21-24 cm	25-28 cm
IP	3.3 in	3.9 in
DP 4-hole	7.8 in	8.0 in
DP Male	7.8 in	8.1 in
DP Female	8.3 in	8.5 in


*25cm with Envirosheel. ** The listing of codes with these products should not be construed as a guarantee for coverage or payment. Ultimate responsibility for the coding of services/products rests with the individual practitioner. ***Caucasian and Brown.

TECHNICAL SPECIFICATIONS

FUNCTION	Adjustable Heel
SIZES	21-28 cm
MOUNTING	Endo (IP) D.Pylon (DP)
WEIGHT LIMIT	220 lbs (21-24 cm) 250 lbs (25-28 cm)
WARRANTY	2 years
WEIGHT*	608 g (IP) 761 g (DP)
L-CODES**	IMPACT LEVEL L5981 + L5986 + L5990 
WATER CAPABILITY	ENVIROSHELL***  Weatherproof 




DP MOUNTING ADAPTERS	PART NUMBER	DESCRIPTION
	DP SA 2124	DP Sleeve Adapter, 21-24cm
	DP SA 2530	DP Sleeve Adapter, 25-30cm
	DP ESAS 2124	DP Extension Adapter Short, 6mm, 21-24cm
	DP ESAS 2530	DP Extension Adapter Short, 6mm, 25-30cm
	DP ESAL 2124	DP Extension Adapter Long, 25mm, 21-24cm
	DP ESAL 2530	DP Extension Adapter Long, 25mm, 25-30cm
	DP FPA 2124	DP Female Pylon Adapter, 21-24cm
	DP FPA 2530	DP Female Pylon Adapter, 25-30cm
	DP MPA 2124	DP Male Pylon Adapter, 21-24cm
	DP MPA 2530	DP Male Pylon Adapter, 25-30cm
	DP 4HPA 2124	DP 4-Hole Pylon Adapter, 21-24cm
	DP 4HPA 2530	DP 4-Hole Pylon Adapter, 25-30cm

ANKLE FAIRING	PART NUMBER (LEFT/RIGHT)	DESCRIPTION	ADDITIONAL INFORMATION
	AC FLC 2124	AC FRC 2124	Fairing (left or right) Caucasian, 21-24cm
	AC FLC 2526	AC FRC 2526	Fairing (left or right) Caucasian, 25-26cm
	AC FLC 2728	AC FRC 2728	Fairing (left or right) Caucasian, 27-28cm
	AC FLB 2124	AC FRB 2124	Fairing (left or right) Brown, 21-24cm
	AC FLB 2526	AC FRB 2526	Fairing (left or right) Brown, 25-26cm
	AC FLB 2728	AC FRB 2728	Fairing (left or right) Brown, 27-28cm

Pre-shaped soft foam fairing for cosmetically finishing a prosthesis. Includes CA glue.

HARDWARE	PART NUMBER	DESCRIPTION
	CP SSET	Super Set Screws (8pc) M8 x 14mm
	DP RS	DP Sleeve Retention Screw
	DP ACS	DP Adapter Clamp Screw, M4 x 22mm
	DP CSK 2124	DP Adapter Clamp Screw Kit, 21-24cm
	DP CSK 2530	DP Adapter Clamp Screw Kit, 25-30cm

TOOLS	PART NUMBER	DESCRIPTION
	CP HK 4	Hex Key, 4mm
	GA GEL	Cyanoacrylate Adhesive Gel (CA glue)
	DP POS	DP Push Out Screw
	DP CJ	DP Cutting Jig

SHELLTREAD	PART NUMBER (LEFT/RIGHT)	DESCRIPTION	ADDITIONAL INFORMATION
	AC TLN xx	AC TRN xx	Shelltread (left or right), Neutral (indicate size)

Increases durability and prevents premature wear of foot shell.

VERTICAL SHOCK ABSORPTION | HIGH-PERFORMANCE COMFORT | MATERIAL FUSION


Soar through life with the Aviator. This lightweight foot is designed to provide high energy return, comfort, and vertical shock absorption in every step. Combining flexible Intelliweave[®] composites with dynamic carbon fiber, the sleek Aviator uses a hybrid material approach in its springs. These features offer superior range of motion to accommodate a wide range of activities and users. When life gets turbulent, the Aviator can help you stay the course.

AVIATOR PART NUMBER

AV	SIDE	SHELL COLOR*	EN	SIZE	D	FIRMNESS CATEGORY
	L OR R	C, T, B OR J		21-30		1-5

*(C)aucasian, (T)an, (B)rown or (J)et Black. ‡(N)arrow or (W)ide. Example part number: AV LBEN 21 D1




INCLUDED

Endo foot includes: foot shell, CPI sock and wedge kit

AVIATOR FIRMNESS CATEGORIES

PATIENT WEIGHT	0-140lbs	141-180	181-220	221-275	276-330
SIZE	21-25cm				
MODERATE-HIGH IMPACT	1	2	3	4	
SIZE	26-30cm				
MODERATE-HIGH IMPACT	1	2	3	4	5

TECHNICAL SPECIFICATIONS

FUNCTION	Vertical Shock
SIZES	21-30 cm
MOUNTING	Endo (IP)
WEIGHT LIMIT	275 lbs (21-25 cm) 330 lbs (26-30 cm)
WARRANTY	3 years
BUILD HEIGHT	6.5 in
WEIGHT*	979 g
L-CODE** L5987 PDAC APPROVED	IMPACT LEVEL 
WATER CAPABILITY  Waterproof in Fresh Water	ENVIROSHELL***  standard

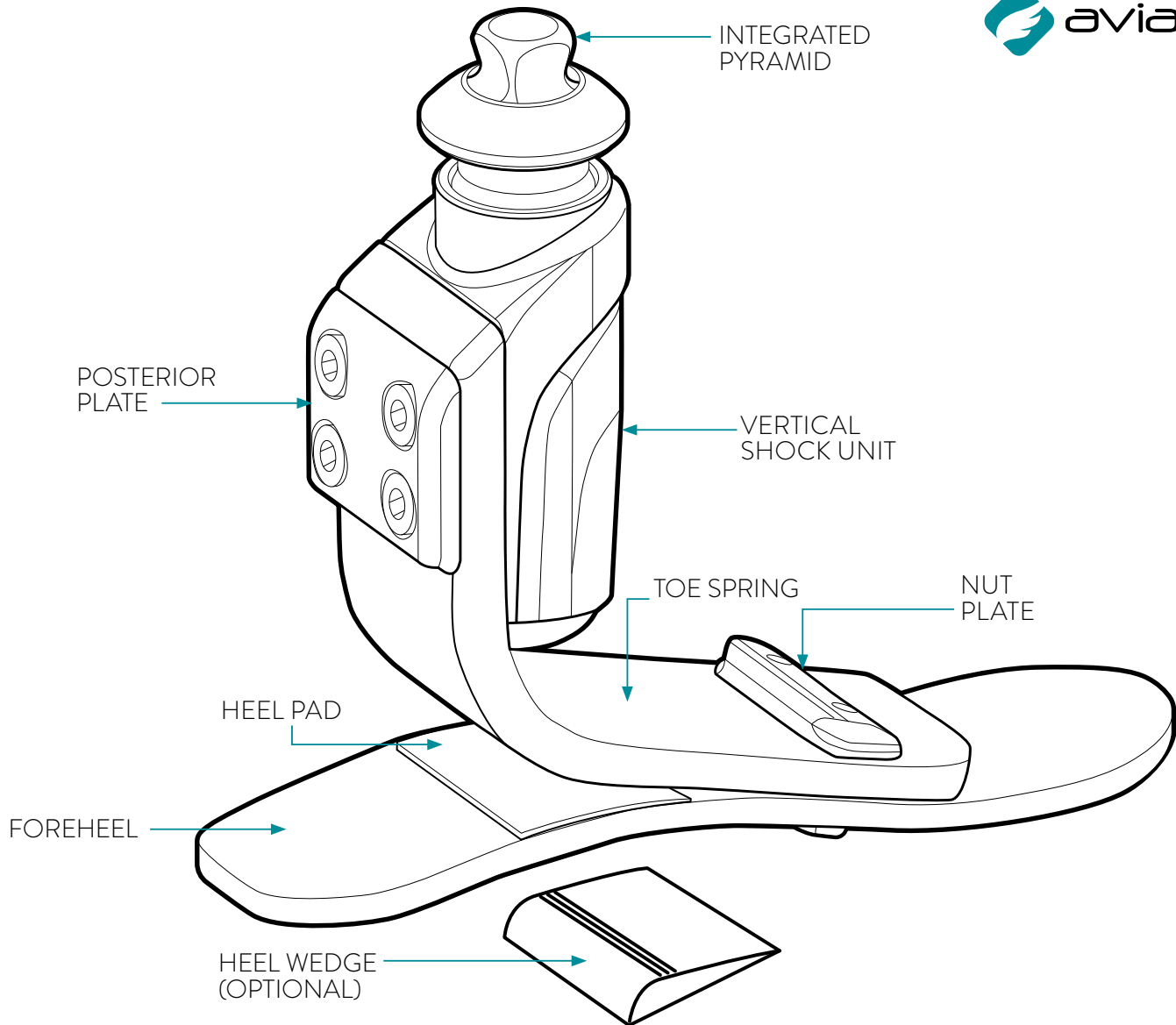
ENVIROSHELL PART NUMBER


HZ S	SIDE	SHELL COLOR**	SIZE
	L OR R	C, T, B, OR J	21-30



** (C)aucasian, (T)an, (B)rown, or (J)et Black




*26 cm with Enviroshell. **The listing of codes with these products should not be construed as a guarantee for coverage or payment. Ultimate responsibility for the coding of services/products rests with the individual practitioner. ***Caucasian, Tan, Brown and Jet Black.



HARDWARE	PART NUMBER	DESCRIPTION
	VY HWK 2125	Voyager Wedge Kit, 21-25
	VY HWK 2630	Voyager Wedge Kit, 26-30cm
	CP SSET	Super Set Screws (8pc) M8 x 14mm

TOOLS	PART NUMBER	DESCRIPTION
	TFH 800	Foot Horn, Stainless Steel
	CP HK 4	Hex Key, 4mm
	GA GEL	Cyanoacrylate Adhesive Gel (CA glue)

SHELLTREAD	PART NUMBER (LEFT/RIGHT)	DESCRIPTION	ADDITIONAL INFORMATION
	HZ TLN xx HZ TRN xx	Shelltread (left or right) Neutral (indicate size, width)	Increases durability and prevents premature wear of foot shell.
	HZ TLJ xx HZ TRJ xx	Shelltread (left or right) Jet Black (indicate size, width)	

SOCKS	PART NUMBER	DESCRIPTION	ADDITIONAL INFORMATION
	CPI SS SM	CPI Sock, Small, 21-25cm	Highly durable sock that acts as a noise barrier and protects the foot from debris.
	CPI SS LG	CPI Sock, Large, 26-30cm	
	CPI SSK SM	CPI Sock, Small, 21-25cm, 6-pack	
	CPI SSK LG	CPI Sock, Large, 26-30cm, 6-pack	

INTELLIWEAVE COMPOSITE | FULLY WATERPROOF | INTEGRATED PYRAMID



The Breeze foot has an optional water drain port, corrosion-resistant materials, and special modifications to clear water through the entire system. The Enviroshell is antimicrobial, infused with a UV inhibitor and comes with a special toe-rollover assist. The Breeze foot was designed to bring a maximum solution for a minimum cost.

BREEZE PART NUMBER

BE SIDE SHELL COLOR* **EN** SIZE **D3**

L OR R	C, T, OR B
--------	------------

21-30

*(C)aucasian, (T)an or (B)rown. Example part number: BE LCEN 24 D3




INCLUDED

Endo foot includes: sandal toe foot shell, CPI sock and Cosmetic Attachment Plate (CAP)

BREEZE FIRMNESS CATEGORIES

PATIENT WEIGHT	0-220	221-275
SIZE	21-30 cm	26-30 cm
LOW IMPACT	3	3

TECHNICAL SPECIFICATIONS

FUNCTION	K2
SIZES	21-30 cm
MOUNTING	Endo (IP)
WEIGHT LIMIT	220 lbs (21-25 cm) 275 lbs (26-30 cm)
WARRANTY	3 years
BUILD HEIGHT	2.4 in (21-25 cm) 2.6 in (26-30 cm)
WEIGHT*	523 g
L-CODE**	IMPACT LEVEL
L5972	
WATER CAPABILITY	ENVIROHELL***
 Waterproof	

ENVIROHELL PART NUMBER

BE S SIDE SHELL COLOR* SIZE

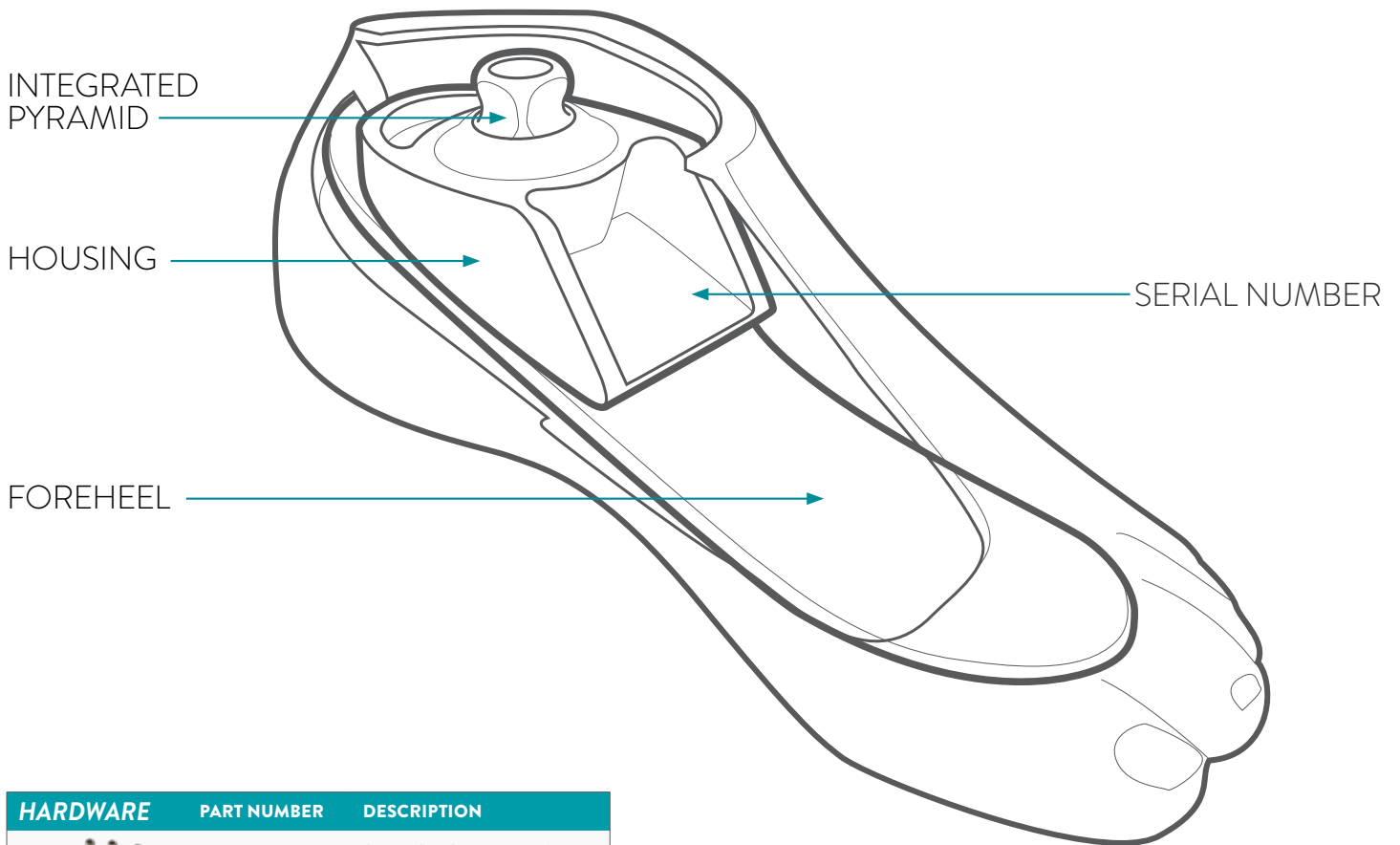
L OR R	C, T, OR B
--------	------------




21-30


*(C)aucasian, (T)an and or (B)rown




*26 cm with Enviroshell. **The listing of codes with these products should not be construed as a guarantee for coverage or payment. Ultimate responsibility for the coding of services/products rests with the individual practitioner. ***Caucasian, Tan, or Brown.



HARDWARE	PART NUMBER	DESCRIPTION
	CP SSET	Super Set Screws (8pc) M8 x 14mm
	TFH 800	Foot Horn, Stainless Steel
	CP HK 4	Hex Key, 4mm

COSMETIC ATTACHMENT PLATE (CAP)	PART NUMBER (LEFT/RIGHT)		DESCRIPTION	ADDITIONAL INFORMATION
	BE CLΔ 2125	BE CRΔ 2125	Cosmetic Attachment Plate (left or right), 21-25cm	Plastic ring snaps into foot shell for easy cosmetic finishing.
	BE CLΔ 2630	BE CRΔ 2630	Cosmetic Attachment Plate (left or right), 26-30cm	

Δ Indicate Color. (C)aucasian, (B)rown or (T)an.

SHELLTREAD	PART NUMBER (LEFT/RIGHT)		DESCRIPTION	ADDITIONAL INFORMATION
	BE TLN x	BE TRN x	Shelltread (left or right), Neutral (indicate size)	Increases durability and prevents premature wear of foot shell.

SOCKS	PART NUMBER	DESCRIPTION	ADDITIONAL INFORMATION
	CPI SS SM	CPI Sock, Small, 21-25cm	Highly durable sock that acts as a noise barrier and protects the foot from debris.
	CPI SS LG	CPI Sock, Large, 26-30cm	
	CPI SSK SM	CPI Sock, Small, 21-25cm, 6-pack	
	CPI SSK LG	CPI Sock, Large, 26-30cm, 6-pack	

INTELLIWEAVE COMPOSITE | ACTIVE HEEL | 300 LB WEIGHT LIMIT


The Celsus foot brings College Park's innovative Integrated Spring Technology (iST) into a low-impact design. It features an active heel and excellent ground contact to provide smooth, stable transitions. Durable yet lightweight, the Celsus was created to provide anatomical function for low-impact patients.

CELSUS PART NUMBER

CS	SIDE	SHELL COLOR*	EN	SIZE	D	FIRMNESS CATEGORY
	L OR R	C, T, OR B		21-30		1-4

*(C)aucasian, (T)an or (B)rown. Example part number: CS LCEN 24 D3




INCLUDED

Endo foot includes: sandal toe foot shell and CPI sock

CELSUS FIRMNESS CATEGORIES

PATIENT WEIGHT	0-140lbs	141-180	181-220	221-300
SIZE	21-30cm			25-30cm
LOW IMPACT	1	2	3	4

TECHNICAL SPECIFICATIONS

FUNCTION	K2 iST
SIZES	21-30 cm
MOUNTING	Endo (IP)
WEIGHT LIMIT	220 lbs (21-24 cm) 300 lbs (25-30 cm)
WARRANTY	2 years
BUILD HEIGHT	2.2 in (21-24 cm) 2.5 in (25-26 cm) 2.6 in (27-30 cm)
WEIGHT*	526 g
L-CODE**	IMPACT LEVEL
L5972	
WATER CAPABILITY	ENVIROSHELL***
 Weatherproof	

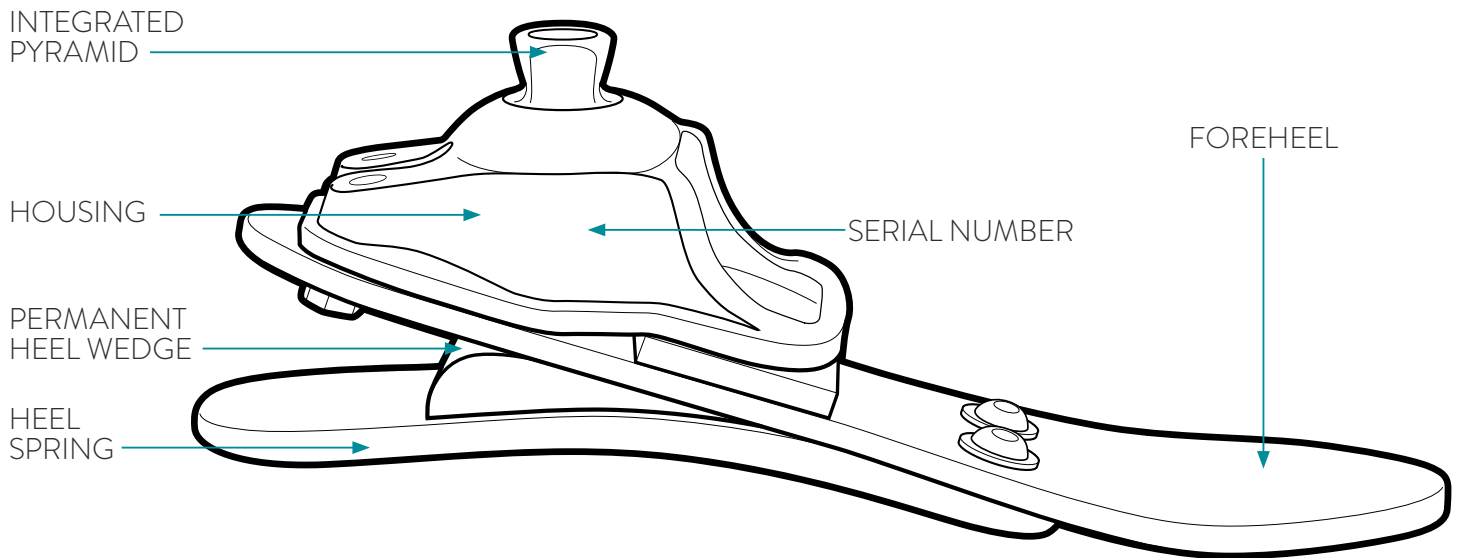
ENVIROSHELL PART NUMBER




CS S	SIDE	SHELL COLOR**	SIZE
	L OR R	C, T, OR B	21-30


** (C)aucasian, (T)an or (B)rown



*26 cm with Enviroshell. **The listing of codes with these products should not be construed as a guarantee for coverage or payment. Ultimate responsibility for the coding of services/products rests with the individual practitioner. ***Caucasian, Tan, or Brown.



HARDWARE	PART NUMBER	DESCRIPTION
	CP SSET	Super Set Screws (8pc) M8 x 14mm
	TFH 800	Foot Horn, Stainless Steel
	CP HK 4	Hex Key, 4mm

SHELLTREAD	PART NUMBER (LEFT/RIGHT)	DESCRIPTION	ADDITIONAL INFORMATION
	CS TLN x CS TRN x	Shelltread (left or right), Neutral (indicate size)	Increases durability and prevents premature wear of foot shell.

SOCKS	PART NUMBER	DESCRIPTION	ADDITIONAL INFORMATION
	CPI SS SM	CPI Sock, Small, 21-25cm	Highly durable sock that acts as a noise barrier and protects the foot from debris.
	CPI SS LG	CPI Sock, Large, 26-30cm	
	CPI SSK SM	CPI Sock, Small, 21-25cm, 6-pack	
	CPI SSK LG	CPI Sock, Large, 26-30cm, 6-pack	

INTEGRATED VACUUM TECHNOLOGY | INTELLIWEAVE COMPOSITE | ACTIVE HEEL


Vacuum systems can be a great benefit for K2 patients, allowing them the ability to reduce limb volume fluctuations^[1,2] and pistoning^[3]. College Park's Integrated Vacuum Technology (iVT) is designed to pull up to 20 inHg in fewer steps, allowing patients to efficiently achieve optimal vacuum.* With enhanced suspension to the residual limb, this low-profile foot may improve comfort and overall limb health. The Celsus iVT also features Integrated Spring Technology (iST®) and Intelliweave composites for energy, strength, and flexibility.

*Results may vary based on impact and activity. Maximum attainable vacuum ranges from 18-22 inHg.

1. Beil, T. L.; Street, G. M.; Covey, S. J. Interface pressure during ambulation using suction and vacuum-assisted prosthetic sockets. *J. Rehabil. Res. Dev.* 39(6):693-700, 2002.
2. Goswami, J.; Lynn, R.; Street, G.; Harlander, M. Walking in a vacuum-assisted socket shifts the stump fluid balance. *Prosthet. Orthot. Int.* 27(2):107-113, 2003.
3. Board, W. J.; Street, G. M.; Caspers, C. A comparison of trans-tibial amputee suction and vacuum socket conditions. *Prosthet. ORTHOT. INT.* 25(3):202-209, 2001.

CELSUS iVT PART NUMBER

CS iVT	SIDE	SHELL COLOR*	EN	SIZE	D	FIRMNESS CATEGORY	INCLUDED
	L OR R	C, T, OR B		21-30		1-4	




**(C)aucasian, (T)an or (B)rown. Example part number: CS iVTL CEN 24 D3*

Endo foot with integrated vacuum pump, includes: sandal toe foot shell, CPI sock, and choice of AK or BK tube kit.

CELSUS iVT FIRMNESS CATEGORIES

PATIENT WEIGHT	0-140lbs	141-180	181-220	221-300
SIZE	21-30cm			25-30cm
LOW IMPACT	1	2	3	4

TECHNICAL SPECIFICATIONS

FUNCTION	K2 Vacuum
SIZES	21-30 cm
MOUNTING	Endo (IP)
WEIGHT LIMIT	220 lbs (21-24 cm) 300 lbs (25-30 cm)
WARRANTY	2 years
BUILD HEIGHT	2.2 in (21-24 cm) 2.5 in (25-26 cm) 2.6 in (27-30 cm)
WEIGHT*	652 g
L-CODE**	IMPACT LEVEL
L5972, L5986, L5781	
WATER CAPABILITY	ENVIROHELL***
 Weatherproof	

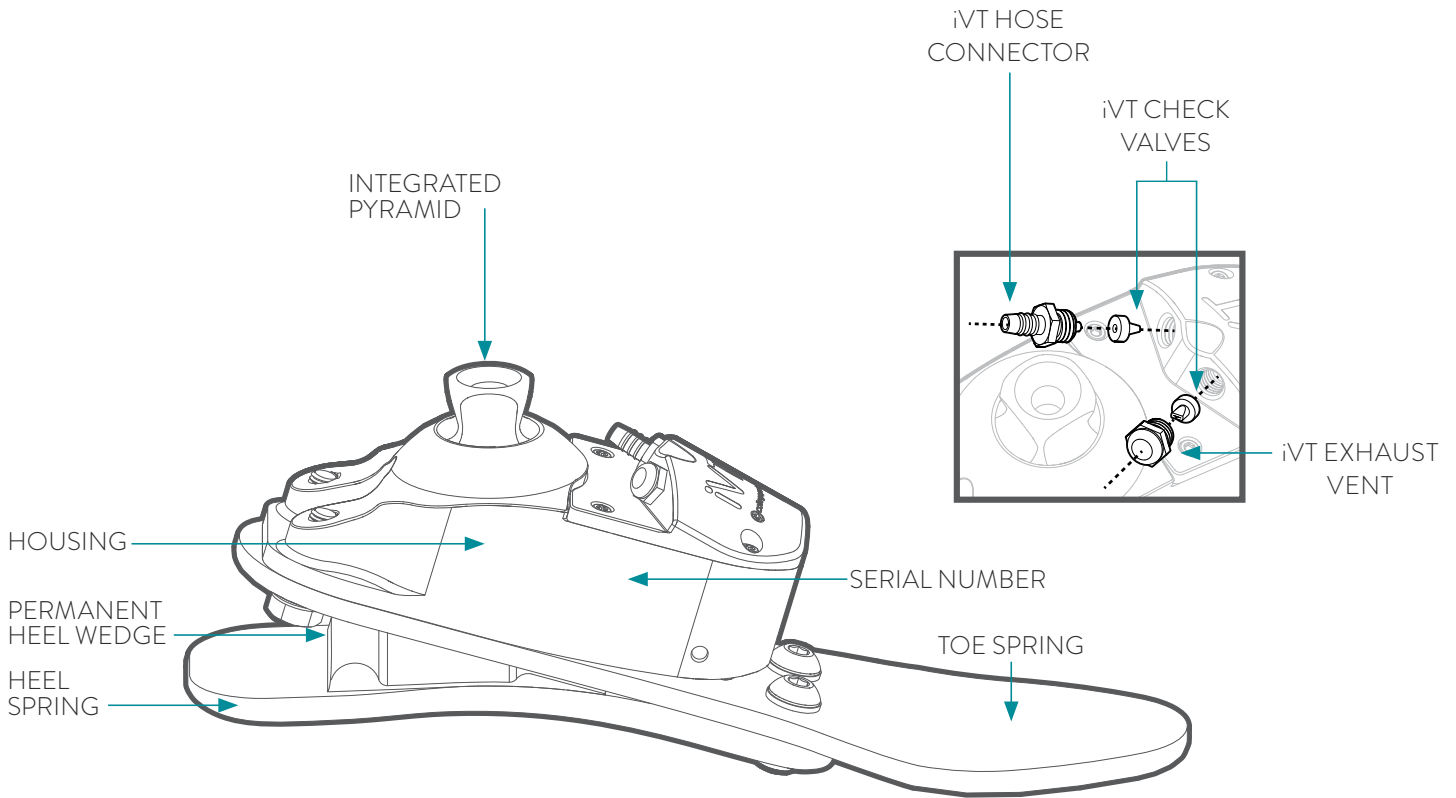
ENVIROHELL PART NUMBER



CS S	SIDE	SHELL COLOR**	SIZE
	L OR R	C, T, OR B	21-30

*** (C)aucasian, (T)an or (B)rown*





*26 cm with Enviroshell. **The listing of codes with these products should not be construed as a guarantee for coverage or payment. Ultimate responsibility for the coding of services/products rests with the individual practitioner. ***Caucasian, Tan, or Brown.
















TUBE KITS	PART NUMBER	DESCRIPTION	ADDITIONAL INFORMATION
	IVT AK TBK	iVT AK Tube Kit	Includes: AK tube, tube retainer, small elastic band, large elastic band, syringe, hose T-connector.
	IVT BK TBK	iVT BK Tube Kit	Includes: BK tube, tube retainer, syringe, hose T-connector.




(Included with foot order, selection required)


ACCESSORIES	PART NUMBER	DESCRIPTION	ADDITIONAL INFORMATION
	IVT VAK	iVT Valve Assembly Kit	Tri-function socket valve. Includes: iVT valve, 1 oz RTV silicone, iVT valve air filter pack (10pc), cap key, socket insert, adhesive pad, screw.

SERVICE KITS	PART NUMBER	DESCRIPTION	ADDITIONAL INFORMATION
	CTV SVK 2124	CT Vacuum Service Kit, 21-24cm	All parts needed to perform full service on replaceable portions of vacuum pump. Includes: vacuum bladder, (2) return spring assemblies, (2) check valves, hose connector, exhaust vent, M3 x 0.50mm air bladder fastener, (4) M2.5 x 6.5 housing cap fasteners, BK tube, T9 Torx wrench, 5/16 wrench.
	CTV SVK 2526	CT Vacuum Service Kit, 25-26cm	
	CTV SVK 2730	CT Vacuum Service Kit, 27-30cm	

(for servicing replaceable portions of vacuum pump)

REPLACEMENT PARTS	PART NUMBER	DESCRIPTION	ADDITIONAL INFORMATION
	IVT AK VK	iVT AK Valve Kit	AK Tube Kit + iVT Valve Assembly Kit. Includes: AK tube, tube retainer, small elastic band, large elastic band, syringe, hose T-connector, iVT valve, 1 oz RTV silicone, iVT valve air filter pack (10pc), cap key, socket insert, adhesive pad, screw.
	IVT BK VK	iVT BK Valve Kit	BK Tube Kit + iVT Valve Assembly Kit. Includes: BK tube, tube retainer, syringe, hose T-connector, iVT valve, 1 oz RTV silicone, iVT valve air filter pack (10pc), cap key, socket insert, adhesive pad, screw.
	IVT AK TB	iVT AK Tube	
	IVT BK TB	iVT BK Tube	
	CTV VB 2124	CT Vacuum Bladder, 21-24cm	
	CTV VB 2526	CT Vacuum Bladder, 25-26cm	
	CTV VB 2730	CT Vacuum Bladder, 27-30cm	
	CTV RSK 2124	CTV Return Spring Assembly Kit (2 pc) 21-24cm	
	CTV RSK 2526	CTV Return Spring Assembly Kit (2 pc) 25-26cm	
	CTV RSK 2730	CTV Return Spring Assembly Kit (2 pc) 27-30cm	
	IVT CKV	iVT Check Valve	
	IVT HC	iVT Hose Connector	
	IVT EXV	iVT Exhaust Vent	
	CTV BFK	CTV Bladder Fastener Kit	
	CTV HCFK	CT Vacuum Housing Cap Fastener Kit (4pc)	
	IVT VIC	iVT Valve Inner Core	iVT Valve inner core only.
	IVT VFP	iVT Valve Air Filter Pack (10pc)	Replaceable particulate filters for iVT Valve. Includes: (10) filters.

HARDWARE	PART NUMBER	DESCRIPTION
	CP SSET	Super Set Screws (8pc) M8 x 14mm
	TFH 800	Foot Horn, Stainless Steel
	CP HK 4	Hex Key, 4mm

SHELLTREAD	PART NUMBER (LEFT/RIGHT)	DESCRIPTION
	CS TLN x CS TRN x	Shelltread (left or right), Neutral (indicate size)
Increases durability and prevents premature wear of foot shell.		

SOCKS	PART NUMBER	DESCRIPTION	ADDITIONAL INFORMATION
	CPI SS SM	CPI Sock, Small, 21-25cm	Highly durable sock that acts as a noise barrier and protects the foot from debris.
	CPI SS LG	CPI Sock, Large, 26-30cm	
	CPI SSK SM	CPI Sock, Small, 21-25cm, 6-pack	
	CPI SSK LG	CPI Sock, Large, 26-30cm, 6-pack	

CARBON COMPOSITE | HIGH WEIGHT LIMIT | ULTRA LOW PROFILE



The Horizon HD brings College Park composite expertise to a carbon fiber laminate design. The foot is constructed with aluminum components, and offers a high weight limit. Even with a low-profile and lightweight design, the dynamics of the foot may provide excellent energy return for high-impact K3 users.

HORIZON HD PART NUMBER

HZ SIDE: **L OR R** SHELL COLOR*: **C, T, B, OR J** **EN** SIZE: **21-30** **D** FIRMNESS CATEGORY: **1-7**

* (C)aucasian, (T)an, (B)rown, or (J)et Black. Shell width is standard.
Example part number: HZ LCEN 24 D4

INCLUDED

Endo foot includes: sandal toe foot shell and CPI sock

HORIZON HD FIRMNESS CATEGORIES

PATIENT WEIGHT	0-140lbs	141-180	181-220	221-275	276-330	331-365
SIZE	21-30 cm					26-30 cm
LOW - MODERATE	1	2	3	4	5	7
HIGH IMPACT	2	3	4	5	6	7

TECHNICAL SPECIFICATIONS

FUNCTION	Carbon Fiber Base
SIZES	21-30 cm
MOUNTING	Endo (IP)
WEIGHT LIMIT	330 lbs (21-25 cm) 365 lbs (26-30 cm)
WARRANTY	3 years
BUILD HEIGHT	2.3 in
WEIGHT*	559 g
L-CODE**	IMPACT LEVEL L5981
WATER CAPABILITY Waterproof in Fresh Water	ENVIROHELL*** standard

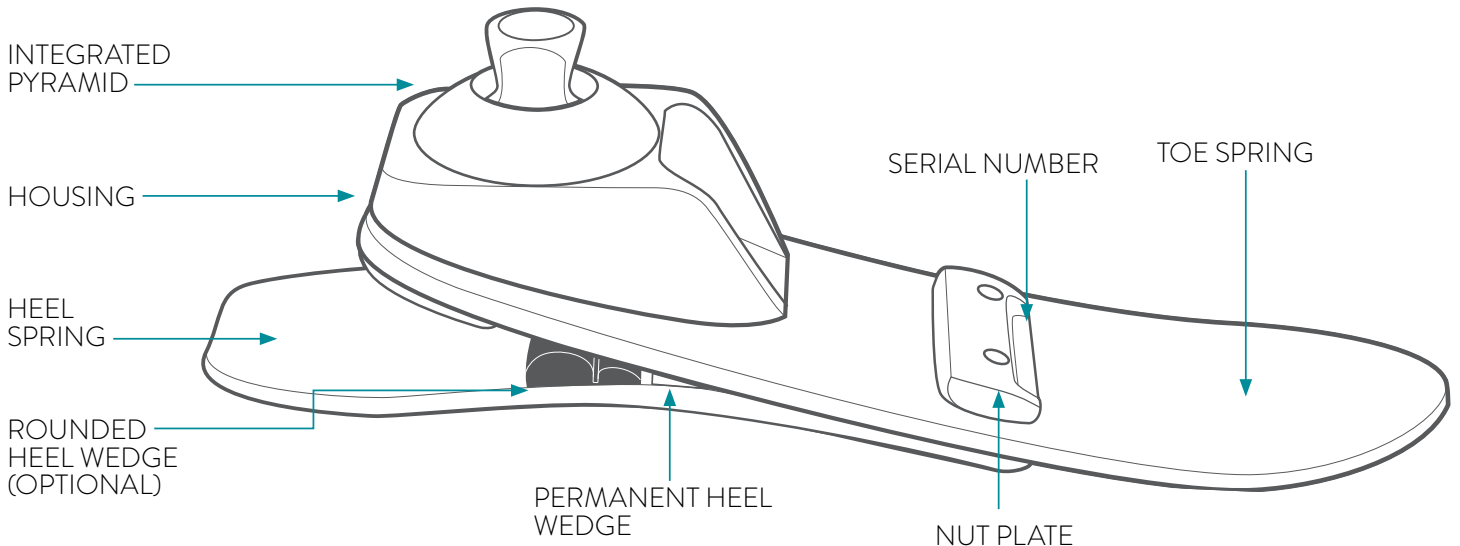
ENVIROHELL PART NUMBER

HZ S SIDE: **L OR R** SHELL COLOR**: **C, T, B, OR J** SIZE: **21-30**

** (C)aucasian, (T)an, (B)rown, or (J)et Black



*26 cm with Enviroshell. **The listing of codes with these products should not be construed as a guarantee for coverage or payment. Ultimate responsibility for the coding of services/products rests with the individual practitioner. ***Caucasian, Tan, Brown, or Jet Black.



HARDWARE	PART NUMBER	DESCRIPTION
	HZ HWK 2125	Horizon Wedge Kit, 21-25cm
	HZ HWK 2630	Horizon Wedge Kit, 26-30cm
	CP SSET	Super Set Screws (8pc) M8 x 14mm

TOOLS	PART NUMBER	DESCRIPTION
	TFH 800	Foot Horn, Stainless Steel
	CP HK 4	Hex Key, 4mm
	GA GEL	Cyanoacrylate Adhesive Gel (CA glue)

COSMETIC ATTACHMENT PLATE (CAP)	PART NUMBER (LEFT/RIGHT)		DESCRIPTION	ADDITIONAL INFORMATION
	BE CLΔ 2125	BE CRΔ 2125	Cosmetic Attachment Plate (left or right), 21-25cm	Plastic ring snaps into foot shell for easy cosmetic finishing.
	BE CLΔ 2630	BE CRΔ 2630	Cosmetic Attachment Plate (left or right), 26-30cm	

Δ Indicate Color. (C)aucasian, (B)rown or (T)an.

SHELLTREAD	PART NUMBER (LEFT/RIGHT)		DESCRIPTION	ADDITIONAL INFORMATION
	HZ TLN x	HZ TRN x	Shelltread (left or right), Neutral (indicate size)	Increases durability and prevents premature wear of foot shell.

SOCKS	PART NUMBER	DESCRIPTION	ADDITIONAL INFORMATION
	CPI SS SM	CPI Sock, Small, 21-25cm	Highly durable sock that acts as a noise barrier and protects the foot from debris.
	CPI SS LG	CPI Sock, Large, 26-30cm	
	CPI SSK SM	CPI Sock, Small, 21-25cm, 6-pack	
	CPI SSK LG	CPI Sock, Large, 26-30cm, 6-pack	

MICROPROCESSOR FOOT | LIGHTWEIGHT, LOW-PROFILE DESIGN | SIMPLE SETUP



Work smarter, not harder. The Odyssey iQ is a hydraulically dampened microprocessor foot that is lightweight and incredibly low-profile. With an IP67 rating, long-lasting battery, and fast responses, it accommodates a wide range of users and activities. It also features simple setup and a unique method of spring-assisted dorsiflexion. Users have the option to lock the hydraulics for maximum stability in quiet standing or engage the Stance iQ mode. The Odyssey iQ was created to be user-friendly for patients and clinicians—providing access to valuable functions in College Park’s Stride Studio app.

Endo foot includes: sandal toe shell, CPI sock, wedge kit, charging kit, and remote charging kit.

ODYSSEY iQ PART NUMBER

OD iQ **L** OR **R** **C, T, B, OR J** **EN** **23-30** **D** **1-5**

SIDE SHELL COLOR* SIZE FIRMNESS CATEGORY

*(C)aucasian, (T)an, (B)rown, or (J)et Black. Shell width is standard.
Example part number: OD iQ LCEN 24 D3

ODYSSEY iQ FIRMNESS CATEGORIES

PATIENT WEIGHT	0-140lbs	141-180	181-220	221-275
SIZE	23-30cm			
LOW IMPACT	1	2	3	4
MODERATE IMPACT	2	3	4	5

TECHNICAL SPECIFICATIONS

FUNCTION	Microprocessor
SIZES	23-30 cm
MOUNTING	Endo (IP)
WEIGHT LIMIT	275 lbs
WARRANTY	3 years
BUILD HEIGHT	3.5 in (23-25 cm) 3.6 in (26-30 cm)
WEIGHT*	1027 g
L-CODE** L5973 PDAC APPROVED	IMPACT LEVEL
WATER CAPABILITY Waterproof in Fresh Water	ENVIROHELL***

ENVIROHELL PART NUMBER

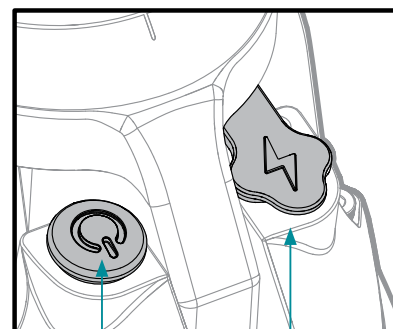
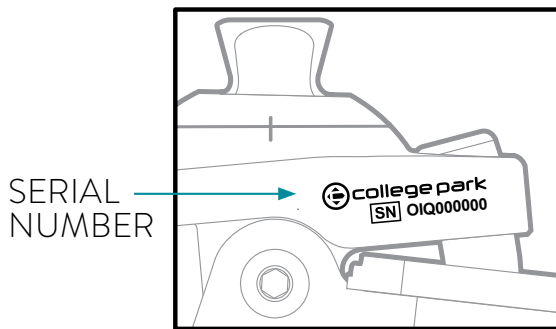
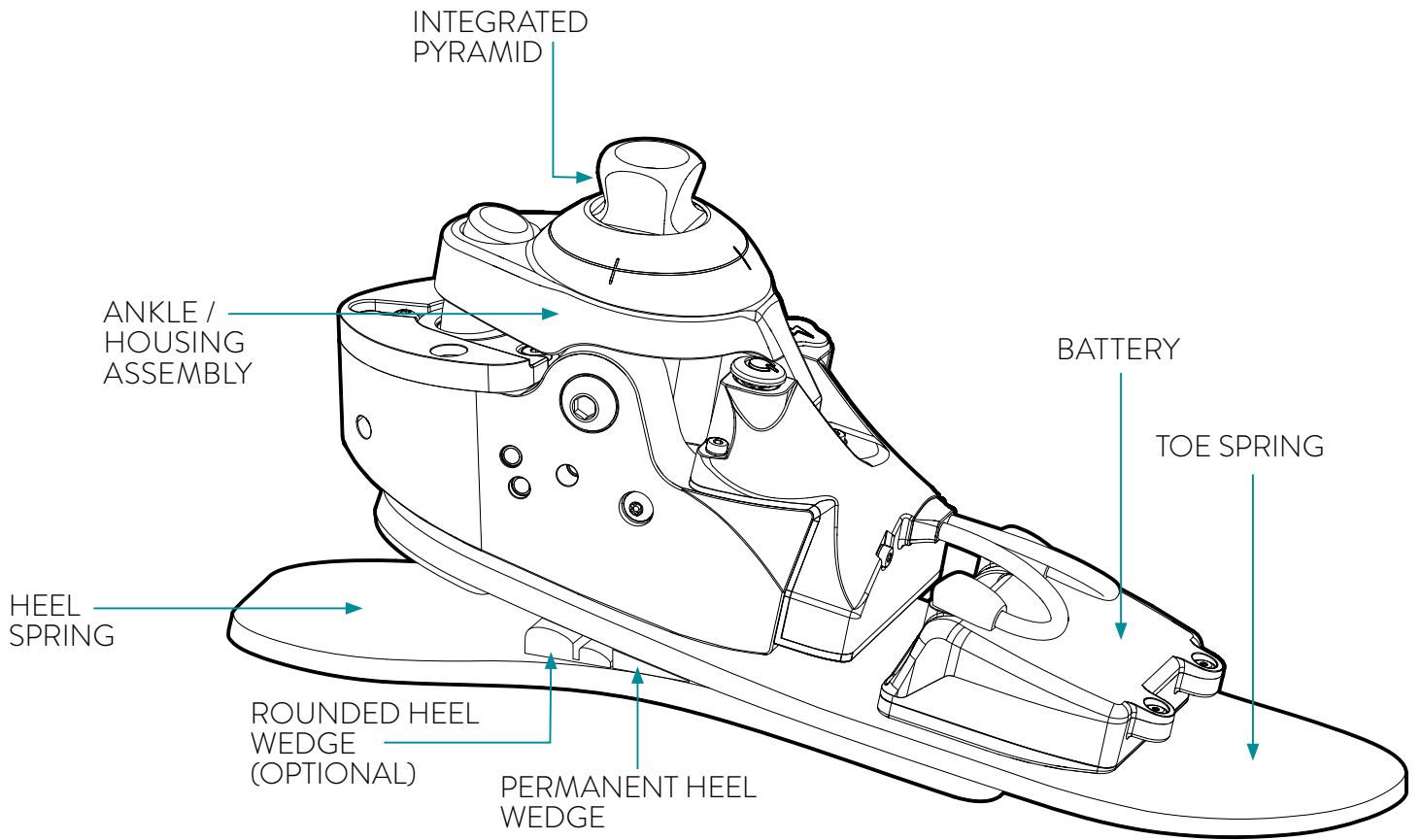
OD iQ S **L** OR **R** **C, T, B, OR J** **23-30**


SIDE SHELL COLOR** SIZE


** (C)aucasian, (T)an, (B)rown, or (J)et Black.







*26 cm with Enviroshell. **The listing of codes with these products should not be construed as a guarantee for coverage or payment. Ultimate responsibility for the coding of services/products rests with the individual practitioner. ***Caucasian, Tan, Brown, or Jet Black.




ACCESSORIES	PART NUMBER	DESCRIPTION
	OD iQ WAR3	Odyssey iQ Microprocessor Foot 3 Year Extended Warranty
	OD iQ DC	Odyssey iQ Dust Cover
	OD iQ CHG US	Odyssey iQ Charging Kit, US
	OD iQ CHG G	Odyssey iQ Charging Kit, Global
	IC CB US	Icon Knee Charging Blade, US
	IC CB G	Icon and Odyssey iQ Knee Charging Blade Kit, Global
	OD iQ RCK	Remote Charger Kit

REPLACEMENT PARTS	PART NUMBER	DESCRIPTION
	HZ HWK 2125	Horizon Wedge Kit, 21-25cm
	HZ HWK 2630	Horizon Wedge Kit, 26-30cm
	CA GEL	Cyanoacrylate Adhesive Gel (CA glue)

HARDWARE	PART NUMBER	DESCRIPTION
	CP SSET	Super Set Screws (8pc) M8 x 14mm
	TFH 800	Foot Horn, Stainless Steel
	CP HK 4	Hex Key, 4mm

SHELLTREAD	PART NUMBER (LEFT/RIGHT)	DESCRIPTION
	BE TLN x BE TRN x	Shelltread (left or right), Neutral (indicate size)
Increases durability and prevents premature wear of foot shell.		

SOCKS	PART NUMBER	DESCRIPTION	ADDITIONAL INFORMATION
	OD iQ SS 2325	Odyssey iQ Sock, 23-25 cm	Highly durable sock that acts as a noise barrier and protects the foot from debris.
	OD iQ SS 2680	Odyssey iQ Sock, 26-28 cm	
	OD iQ SS 2930	Odyssey iQ Sock, 29-30 cm	
	OD iQ SSK 2325	Odyssey iQ Sock, 23-25 cm, 6-pack	
	OD iQ SSK 2680	Odyssey iQ Sock, 26-28 cm, 6-pack	
	OD iQ SSK 2930	Odyssey iQ Sock, 29-30 cm, 6-pack	

INTELLIWEAVE COMPOSITE | CURVED HYDRAULIC ANKLE | DUAL-STAGE STRIDE CONTROL



The Odyssey K2 foot was designed to provide fluid control for superior stability and incredible ground contact. The patented curved hydraulic ankle, Intelliweave composite base, and customizable dual Stride Control offer excellent range of motion in a lightweight, low-profile design.

ODYSSEY K2 PART NUMBER

OK2 SIDE: L or R SHELL COLOR*: C, T or B **EN** SIZE: 21-30

*(C)aucasian, (T)an or (B)rown. Example part number: OK2 LCEN 24 D3

FIRMNESS CATEGORY

D 1-4

INCLUDED

Endo foot includes: sandal toe foot shell and CPI sock

ODYSSEY K2 FIRMNESS CATEGORIES

PATIENT WEIGHT	0-140lbs	141-180	181-220	221-300
SIZE	21-30 cm			25-30 cm
LOW IMPACT	1	2	3	4

TECHNICAL SPECIFICATIONS

FUNCTION	Curved Hydraulic
SIZES	21-30 cm
MOUNTING	Endo (IP)
WEIGHT LIMIT	220 lbs (21-24 cm) 300 lbs (25-30 cm)
WARRANTY	2 years
BUILD HEIGHT	3.1 in (21-24 cm) 3.3 in (25-30 cm)
WEIGHT*	744 g
L-CODE**	L5972, L5968
WATER CAPABILITY	ENVIROHELL***
Weatherproof	C T B standard

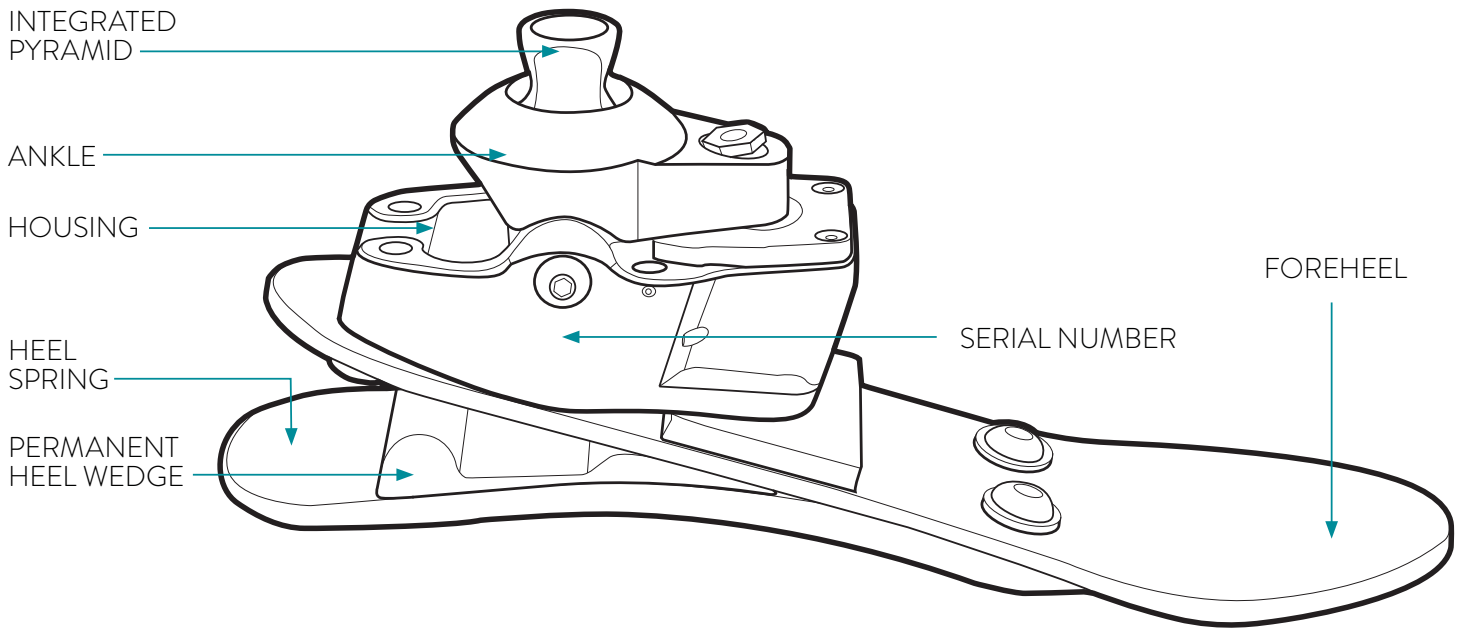
ENVIROHELL PART NUMBER


CS S SIDE: L or R SHELL COLOR**: C, T, or B SIZE: 21-30


** (C)aucasian, (T)an or (B)rown




*26 cm with Enviroshell. **The listing of codes with these products should not be construed as a guarantee for coverage or payment. Ultimate responsibility for the coding of services/products rests with the individual practitioner. ***Caucasian, Tan, or Brown.



HARDWARE	PART NUMBER	DESCRIPTION
	CP SSET	Super Set Screws (8pc) M8 x 14mm
	TFH 800	Foot Horn, Stainless Steel
	CP HK 3	Hex Key, 3mm, for adjusting Stride Control. Included with foot order.
	CP HK 4	Hex Key, 4mm

SHELLTREAD	PART NUMBER (LEFT/RIGHT)	DESCRIPTION	ADDITIONAL INFORMATION
	CS TLN x CS TRN x	Shelltread (left or right), Neutral (indicate size)	Increases durability and prevents premature wear of foot shell.

SOCKS	PART NUMBER	DESCRIPTION	ADDITIONAL INFORMATION
	CPI SS SM	CPI Sock, Small, 21-25cm	Highly durable sock that acts as a noise barrier and protects the foot from debris.
	CPI SS LG	CPI Sock, Large, 26-30cm	
	CPI SSK SM	CPI Sock, Small, 21-25cm, 6-pack	
	CPI SSK LG	CPI Sock, Large, 26-30cm, 6-pack	

CURVED HYDRAULIC ANKLE | CARBON FIBER BASE | DUAL-STAGE STRIDE CONTROL



The Odyssey K3 foot features College Park's patented curved hydraulic ankle and a high-frequency carbon fiber base. The robust ankle housing and angular positioning was designed for moderate impact users able to balance without assistance. Combining smooth hydraulics, a dynamic foot base, and freshwater capabilities, the Odyssey K3 foot can perform well during activities like multi-terrain hiking or city walking.

ODYSSEY K3 PART NUMBER

ODK3	SIDE	SHELL COLOR*	EN	SIZE	D	FIRMNESS CATEGORY	INCLUDED
	L OR R	C, T, B, OR J		21-30		1-5	




* (C)aucasian, (T)an, (B)rown, or (J)et Black. Shell width is standard.
Example part number: ODK3 LCEN 24 D3

Endo foot includes: sandal toe foot shell and CPI sock and wedge kit

ODYSSEY K3 FIRMNESS CATEGORIES

PATIENT WEIGHT	0-140lbs	141-180	181-220	221-275
SIZE	21-30cm			
LOW IMPACT	1	2	3	4
MODERATE IMPACT	2	3	4	5

TECHNICAL SPECIFICATIONS

FUNCTION	Curved Hydraulic
SIZES	21-30 cm
MOUNTING	Endo (IP)
WEIGHT LIMIT	275 lbs
WARRANTY	3 years
BUILD HEIGHT	3.0 in
WEIGHT*	749 g
L-CODE**	IMPACT LEVEL
L5981	
WATER CAPABILITY	ENVIROHELL***
 Waterproof in Fresh Water	

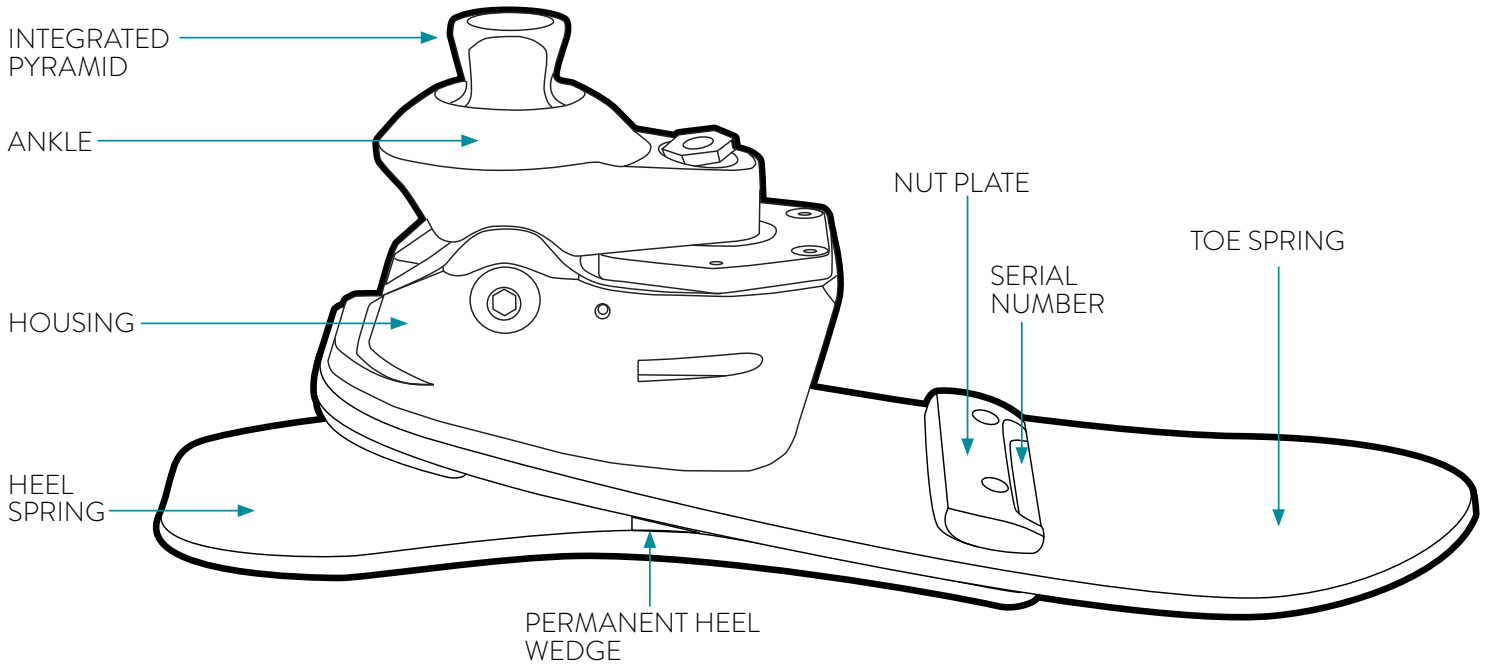
ENVIROHELL PART NUMBER

HZ S	SIDE	SHELL COLOR**	SIZE
	L OR R	C, T, B, OR J	21-30

** (C)aucasian, (T)an, (B)rown, or (J)et Black



*26 cm with Enviroshell. **The listing of codes with these products should not be construed as a guarantee for coverage or payment. Ultimate responsibility for the coding of services/products rests with the individual practitioner. ***Caucasian, Tan, Brown, or Jet Black.



HARDWARE	PART NUMBER	DESCRIPTION
	HZ HWK 2125	Horizon Wedge Kit, 21-25cm
	HZ HWK 2630	Horizon Wedge Kit, 26-30cm
	CA GEL	Cyanoacrylate Adhesive Gel (CA glue)
	CP SSET	Super Set Screws (8pc) M8 x 14mm

TOOLS	PART NUMBER	DESCRIPTION
	TFH 800	Foot Horn, Stainless Steel
	CP HK 3	Hex Key, 3mm, for adjusting Stride Control. Included with foot order.
	CP HK 4	Hex Key, 4mm

SHELLTREAD	PART NUMBER (LEFT/RIGHT)	DESCRIPTION	ADDITIONAL INFORMATION
	HZ TLN x HZ TRN x	Shelltread (left or right), Neutral (indicate size)	Increases durability and prevents premature wear of foot shell.

SOCKS	PART NUMBER	DESCRIPTION	ADDITIONAL INFORMATION
	CPI SS SM	CPI Sock, Small, 21-25cm	Highly durable sock that acts as a noise barrier and protects the foot from debris.
	CPI SS LG	CPI Sock, Large, 26-30cm	
	CPI SSK SM	CPI Sock, Small, 21-25cm, 6-pack	
	CPI SSK LG	CPI Sock, Large, 26-30cm, 6-pack	

ADJUSTABLE TORSION | INTEGRATED ENERGY RETURN | CARBON FIBER BASE



The Orbit foot was designed to provide smooth rotation and rollover. College Park's unique, built-in torsion feature has integrated energy return, which may improve comfort for golf, baseball, tennis, and more! The durable Orbit foot offers an incredibly low profile and total rotation range of 40°. It also incorporates College Park's composite expertise in a carbon fiber design, helping to provide a dynamic response during low to high impact activities.

ORBIT PART NUMBER




OR	SIDE	SHELL COLOR*	EN	SIZE	FIRMNESS CATEGORY	INCLUDED <i>Endo foot includes: sandal toe foot shell, CPI sock, and Cosmetic Attachment Plate (CAP)</i>
	L OR R	C, T, B, OR J		21-30	D	

*(C)aucasian, (T)an, (B)rown, or (J)et Black. Shell width is standard.
Example part number: OR LTEN 21 D1

ORBIT FIRMNESS CATEGORIES

PATIENT WEIGHT	0-140lbs	141-180	181-220	221-275	276-330
SIZE	21-30 cm				
LOW-MODERATE IMPACT	1	2	3	4	5
HIGH IMPACT	2	3	4	5	6

TECHNICAL SPECIFICATIONS

FUNCTION	Torsion
SIZES	21-30 cm
MOUNTING	Endo (IP)
WEIGHT LIMIT	330 lbs
WARRANTY	3 years
BUILD HEIGHT	3.7 in (21-25cm) 3.9 in (26-30cm)
WEIGHT*	895 g
L-CODE** L5981, L5984 PDAC APPROVED	IMPACT LEVEL 
WATER CAPABILITY  Waterproof in Fresh Water	ENVIROHELL*** 

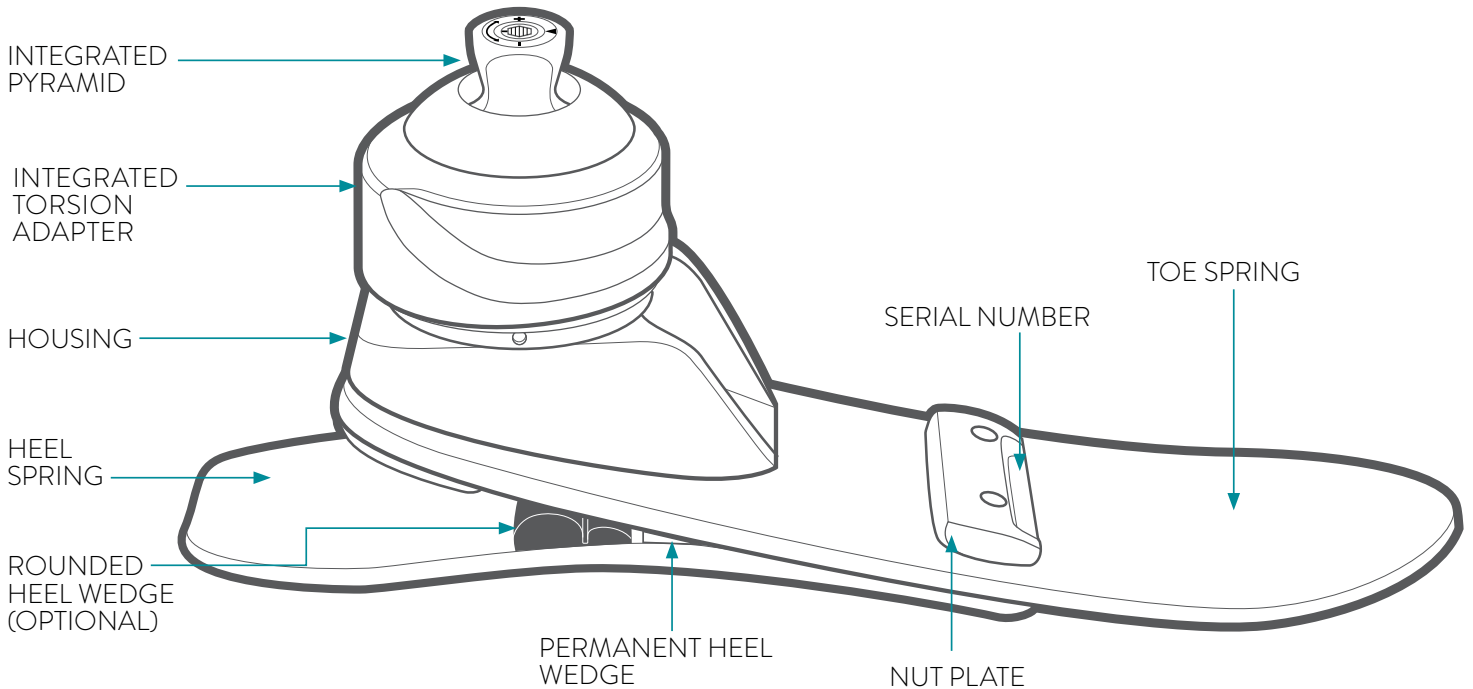
ENVIROHELL PART NUMBER

HZ S	SIDE	SHELL COLOR**	SIZE
	L OR R	C, T, B, OR J	21-30

** (C)aucasian, (T)an, (B)rown, or (J)et Black



*26 cm with Enviroshell. **The listing of codes with these products should not be construed as a guarantee for coverage or payment. Ultimate responsibility for the coding of services/products rests with the individual practitioner. ***Caucasian, Tan, Brown, or Jet Black.



HARDWARE	PART NUMBER	DESCRIPTION
	HZ HWK 2125	Horizon Wedge Kit, 21-25cm
	HZ HWK 2630	Horizon Wedge Kit, 26-30cm
	CA GEL	Cyanoacrylate Adhesive Gel (CA glue)

TOOLS	PART NUMBER	DESCRIPTION
	CP SSET	Super Set Screws (8pc) M8 x 14mm
	TFH 800	Foot Horn, Stainless Steel

COSMETIC ATTACHMENT PLATE (CAP)	PART NUMBER (LEFT/RIGHT)	DESCRIPTION	ADDITIONAL INFORMATION
	BE CLΔ 2125 BE CRΔ 2125	Cosmetic Attachment Plate (left or right), 21-25cm	Plastic ring snaps into foot shell for easy cosmetic finishing.
	BE CLΔ 2630 BE CRΔ 2630	Cosmetic Attachment Plate (left or right), 26-30cm	

Δ Indicate Color. (C)aucasian, (B)rown or (T)an.

SHELLTREAD	PART NUMBER (LEFT/RIGHT)	DESCRIPTION	ADDITIONAL INFORMATION
	HZ TLN x HZ TRN x	Shelltread (left or right), Neutral (indicate size)	Increases durability and prevents premature wear of foot shell.

SOCKS	PART NUMBER	DESCRIPTION	ADDITIONAL INFORMATION
	CPI SS SM	CPI Sock, Small, 21-25cm	Highly durable sock that acts as a noise barrier and protects the foot from debris.
	CPI SS LG	CPI Sock, Large, 26-30cm	
	CPI SSK SM	CPI Sock, Small, 21-25cm, 6-pack	
	CPI SSK LG	CPI Sock, Large, 26-30cm, 6-pack	

MATERIAL FUSION | SERVICE-FREE DESIGN | GROWTH CAPABILITIES



The Scout foot offers reliable energy return and growth to keep up with kids. Blending College Park's Intelliweave[®] composite technology with durable carbon fiber, this pediatric foot may provide smooth motion, strength, and flexibility for play. As kids grow and change every day, the Scout accommodates the journey with a wide size range and size-up foot shell capabilities. This service-free foot is lightweight, waterproof in fresh water, and built for youth.







SCOUT PART NUMBER

SC	SIDE	SHELL COLOR*	M	SIZE	D	FIRMNESS CATEGORY
	L or R	C, T, or B		13 - 22		1-4




*(C)aucasian, (T)an, or (B)rown. Example part number: SC LTM 15 D1

INCLUDED

Endo foot includes:
Required adapter, foot shell,
CPI sock, wedge kit, sealing
boot (16-22 cm upon request)

MOUNTING ADAPTERS <i>(Required with foot order)</i>	PART NO	DESCRIPTION
	TA SP	Threaded Adapter, SS, Pediatric
	TR SP	Threaded Receiver, SS, Pediatric
	TXA SP	Threaded Exo Adapter, SS, Pediatric†
	TLAS SP	Threaded Lamination Adapter, Small, SS, Pediatric
	TLAM SP	Threaded Lamination Adapter, Medium, SS, Pediatric
	TLAL SP	Threaded Lamination Adapter, Large, SS, Pediatric

TECHNICAL SPECIFICATIONS

FUNCTION	Pediatric
SIZES	13-22 cm
MOUNTING	Pyramid, Receiver, Exo, or Lamination Adapter Options
WEIGHT LIMIT	55 lbs (13-15 cm) 100 lbs (16-18 cm) 132 lbs (19-22 cm)
WARRANTY	1 year
BUILD HEIGHT	1.9-2.1 in (Lam Adapter) 1.8-2.1 in (Pyramid) 2.1-2.4 in (Receiver) 4.1-4.3 in (Exo) (16-22cm only)
WEIGHT*	183-360 g
L-CODE** L5981 PDAC APPROVED	IMPACT LEVEL 
WATER CAPABILITY  Waterproof in Fresh Water	ENVIROHELL*** 

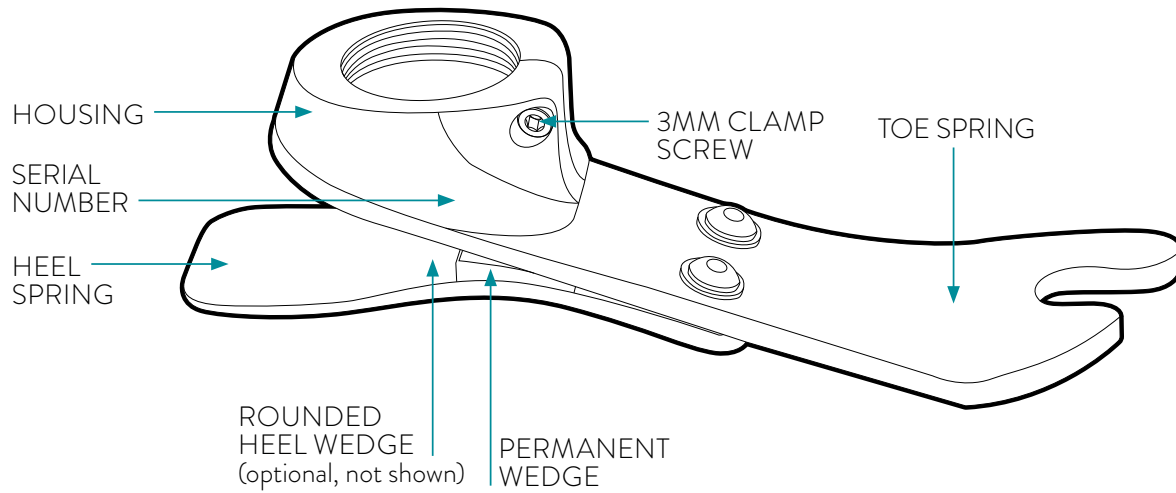
ENVIROHELL PART NUMBER

SC	EXO**	SIDE	SHELL COLOR***	SIZE†
	X	L or R	C, T or B	13 - 22

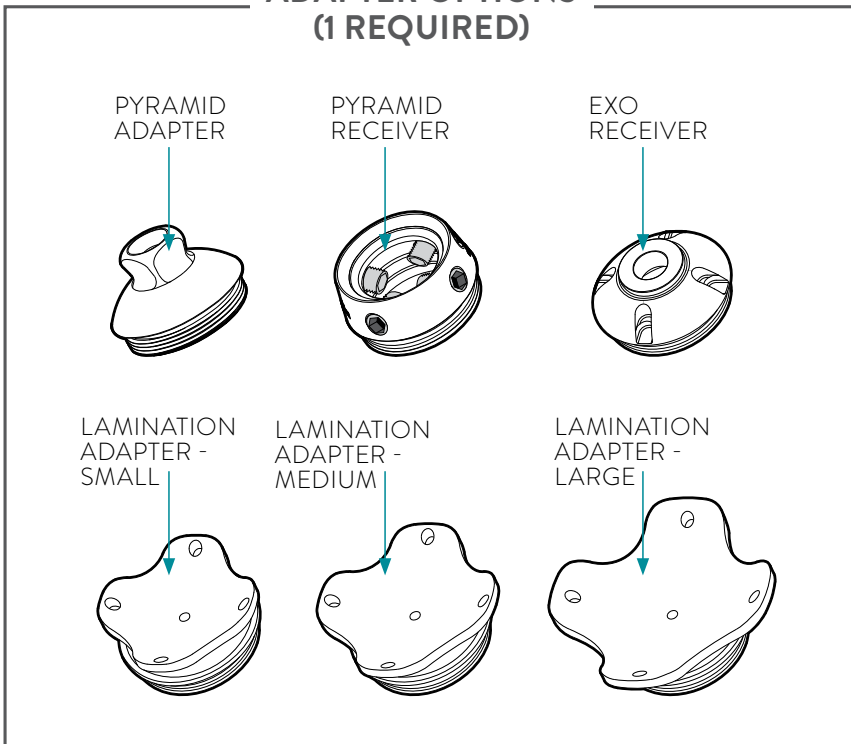
E(X)o foot shell. Leave blank for Endo. Exo shells require an extra day for processing. *(C)aucasian, (T)an or (B)rown.
† Available Size-Up Footshell Sizes are: 1314, 1415, 1617, 1718, 1920, 2021, 2122



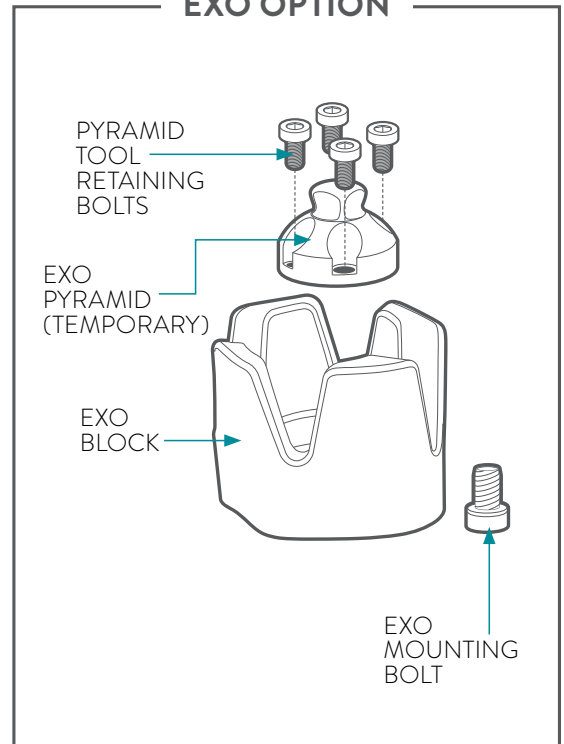
*13-22 cm model, including Pyramid Adapter and Enviroshell. **The listing of codes with these products should not be construed as a guarantee for coverage or payment. Ultimate responsibility for the coding of services/products rests with the individual practitioner. ***Caucasian, Tan, or Brown.



ADAPTER OPTIONS (1 REQUIRED)



EXO OPTION










SCOUT FIRMNESS CATEGORIES

PATIENT WEIGHT	0-55 lbs	56-74 lbs	75-100 lbs	101-132 lbs
SIZE	13-15 cm			
LOW-HIGH IMPACT	1			
SIZE	16-18 cm			
LOW-HIGH IMPACT	1	2	3	
SIZE	19-22 cm			
LOW-HIGH IMPACT	1	2	3	4


HARDWARE/ TOOLS	PART NUMBER	DESCRIPTION
	TFH 800	Foot Horn, Stainless Steel
	SC LA FAB	Lamination Adapter Fabrication Kit
	CPTCS P	Tube Clamp Screw, M4 x 14mm, Pediatric
	SC SH 8X10	Mounting Bolt, M8 X 10
	TP SH 8X16	Exo Mounting Bolt, M8 x 16mm
	SC SH 8X18	Mounting Bolt, M8 X 18
	SC SH 8X22	Mounting Bolt, M8 X 22
	SC SH 8X25	Mounting Bolt, M8 X 25
	TP SH 8X30	Exo Mounting Bolt, M8 x 30mm
	TP RBK	Pyramid Tool Retaining Bolt Kit (4pc) M5 x 10mm
	SC HWK 1315	Scout Wedge Kit, 13-15cm
	SC HWK 1618	Scout Wedge Kit, 16-18cm
	SC HWK 1922	Scout Wedge Kit, 19-22cm
	GA GEL	Cyanoacrylate Adhesive Gel (CA glue)


LAMINATION ADAPTER GROWTH OPTIONS	PART NUMBER (LEFT/RIGHT)	DESCRIPTION
	SC LAGK	Scout Lamination Adapter Growth Plate Kit
	SC TLGP 1322	Scout Threaded Lamination Growth Plate, 13-22cm
	SC LGP 1322	Scout Lamination Growth Plate, 13-22cm


EXO BLOCKS AND GROWTH OPTIONS	PART NUMBER (LEFT/RIGHT)	DESCRIPTION	
	SC XBKL 1618	SC XBKR 1618	Alignable Exo Block Kit (left or right) 16-18cm
	SC XBKL 1922	SC XBKR 1922	Alignable Exo Block Kit (left or right) 19-22cm
	TP EXPK 22	Exo Pyramid Tool Kit, 22 mm. For temporary endoskeletal alignment during test fittings.	
	SC GKLC 1618	SC GKRC 1618	Growth Plate Kit (left or right) Caucasian, 16-18cm
	SC GKLB 1618	SC GKRB 1618	Growth Plate Kit (left or right) Brown, 16-18cm
	SC GKLT 1618	SC GKRT 1618	Growth Plate Kit (left or right) Tan, 16-18cm
	SC GKLC 1922	SC GKRC 1922	Growth Plate Kit (left or right) Caucasian, 19-22cm
	SC GKLB 1922	SC GKRB 1922	Growth Plate Kit (left or right) Brown, 19-22cm
	SC GKLT 1922	SC GKRT 1922	Growth Plate Kit (left or right) Tan, 19-22cm
	TP GP 1618	Growth Plate, 16-18cm 2 growth plates max.	
	TP GP 1921	Growth Plate, 19-21cm 2 growth plates max.	

SEALING BOOTS	PART NUMBER (LEFT/RIGHT)	DESCRIPTION	ADDITIONAL INFORMATION
	TP SBLΔ 1618	TP SBRΔ 1618	Keeps dirt and debris from the inside of the shell.
	TP SBLΔ 1921	TP SBRΔ 1921	

Δ Indicate Color. (C)aucasian, (B)rown or (T)an.

SHELLTREAD	PART NUMBER (LEFT/RIGHT)	DESCRIPTION	ADDITIONAL INFORMATION
	SC TLN x	SC TRN x	Increases durability and prevents premature wear of foot shell.
	TP TLN x	TP TRN x	

FINISHING RINGS	PART NUMBER (LEFT/RIGHT)	DESCRIPTION	ADDITIONAL INFORMATION
	TP FRLC 1618	TP FRRC 1618	Cosmetic foam spacers used to cover growth plates. Snaps into the foot shell. For exoskeletal prostheses only.
	TP FRLC 1921	TP FRRC 1921	
	TP FRLB 1618	TP FRRB 1618	
	TP FRLB 1921	TP FRRB 1921	

SOCKS	PART NUMBER	DESCRIPTION	ADDITIONAL INFORMATION
	TP SSX 1618	CPI Sock, 13-18cm	Highly durable sock that acts as a noise barrier and protects the foot from debris.
	CPI SS SM	CPI Sock, 19-22cm	
	CPI SSK SM	CPI Sock, 19-22cm, 6-pack	

TRI-AXIAL FUNCTION | ADJUSTABLE GAIT MATCH | MOLDED TREAD



The Sidekicks are adjustable stubbie feet for foreshortened prostheses. College Park engineers applied 15 years of knowledge gained from the Venture® ankle technology to develop the Sidekicks. With anatomical ankle motion and a flexible platform for ground compliance, they are a unique solution for bilateral, transfemoral amputees. They also come gait-matched with a toolbox of solutions for in-office customization.

SIDEKICKS PART NUMBER

SK	AK	QUANTITY*	D	FIRMNESS CATEGORY
		1 OR 2		1-3

*1 for single, 2 for pair. Example part number: SK AK2 D2

INCLUDED

Endo foot includes: Sidekicks bumper kit and pin guide tool



SIDEKICKS FIRMNESS CATEGORIES

PATIENT WEIGHT	0-120lbs	121-220	221-275
SIZE	ONE SIZE		
LOW IMPACT	1	2	3

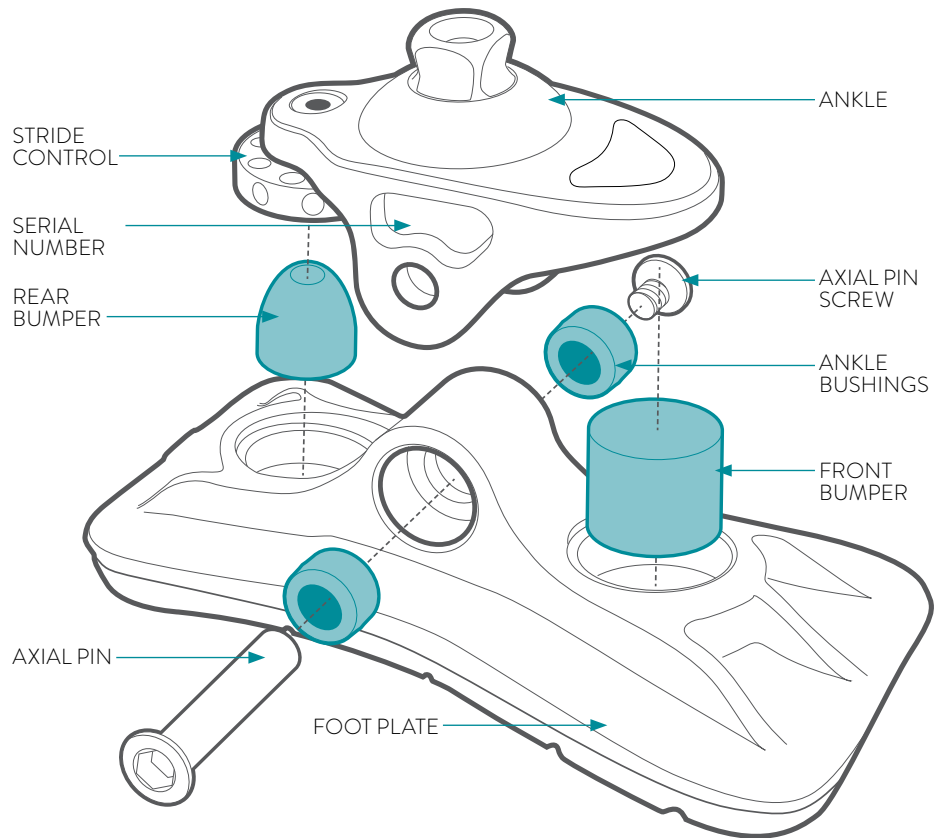
GAIT MATCHING

COMPONENT	FIRMNESS CATEGORY		
	1	2	3
Front Bumper	S	M	F
Ankle Bushings	M	M	M
Rear Bumper	F	F	F

TECHNICAL SPECIFICATIONS

FUNCTION	Stubbies
SIZES	One size
MOUNTING	Endo (IP)
WEIGHT LIMIT	275 lbs
WARRANTY	2 years
BUILD HEIGHT	2.3 in
WEIGHT	422 g
L-CODE**	IMPACT LEVEL
L5972, L5986	
WATER CAPABILITY	
	

**The listing of codes with these products should not be construed as a guarantee for coverage or payment. Ultimate responsibility for the coding of services/products rests with the individual practitioner.



SOFT COMPONENTS	PART NUMBER	DESCRIPTION
	V FBS A	Front Bumper, Soft, Size A
	V FBM A	Front Bumper, Medium, Size A
	V FBF A	Front Bumper, Firm, Size A
	V RBS B	Rear Bumper, Soft, Size B
	V RBM B	Rear Bumper, Medium, Size B
	V RBF B	Rear Bumper, Firm, Size B
	V RBX B	Rear Bumper, Extra Firm, Size B
	V ABS 2530	Ankle Bushing, Soft, 25-30cm
	V ABM 2530	Ankle Bushing, Medium, 25-30cm
	V ABF 2530	Ankle Bushing, Firm, 25-30cm

FIRMNESS
COLOR
CODE:

SOFT
 MEDIUM
 FIRM

PART NO.	DESCRIPTION
SK BK 1	Sidekicks Bumper Kit, Single (See page 65 for contents)
SK BK 2	Sidekicks Bumper Kit, Pair (See page 65 for contents)
SK FP	Sidekicks Foot Plate

HARDWARE	PART NUMBER	DESCRIPTION
	CP AP L	Axial Pin, Long, 25-30cm
	CP APS	Axial Pin Screw
	CP SSET	Super Set Screws (8pc) M8 x 14mm

TOOLS	PART NUMBER	DESCRIPTION
	TGP 525	Pin Guide
	CP HK 4	Hex Key, 4mm
	TL LUB	TruLube Lubricant, 0.25 oz.

INTEGRATED SPRING TECHNOLOGY | INTELLIWEAVE COMPOSITE | 10 MM OF VERTICAL SHOCK | WATERPROOF



The first to incorporate Integrated Spring Technology (iST®), the Soleus foot provides natural movement with a progressive, 3-staged response and excellent range of motion. The foot integrates Intelliweave composite springs through a tough, flexible plantar belt that responds to varying impacts. The unique, scaled design may provide 10 mm of vertical compliance for comfort. The Soleus can accommodate a moderate activity lifestyle up to the highest-impact Paralympic athlete.

INCLUDED

Endo foot includes: foot shell, cosmetic attachment plate (CAP), CPI sock and 4-hole fastener kit

SOLEUS PART NUMBER

SO	SIDE	SHELL COLOR*	HOUSING	SIZE	WIDTH**	D	FIRMNESS CATEGORY
	L or R	C, T, B or J	M or T	21-30	N or W		11-76 (SEE NEXT PAGE)

*(C)aucasian, (T)an, (B)rown or (J)et Black. †Midnight Black or Tactical. **(N)arrow or (W)ide. Wide only available in 24-30cm. Additional cost for Tactical. Example part number: SO LCM 24N D32




ENVIROHELL PART NUMBER

V S	SIDE	SHELL COLOR**	SIZE	WIDTH†
	L or R	C, T, B or J	21-30	N or W

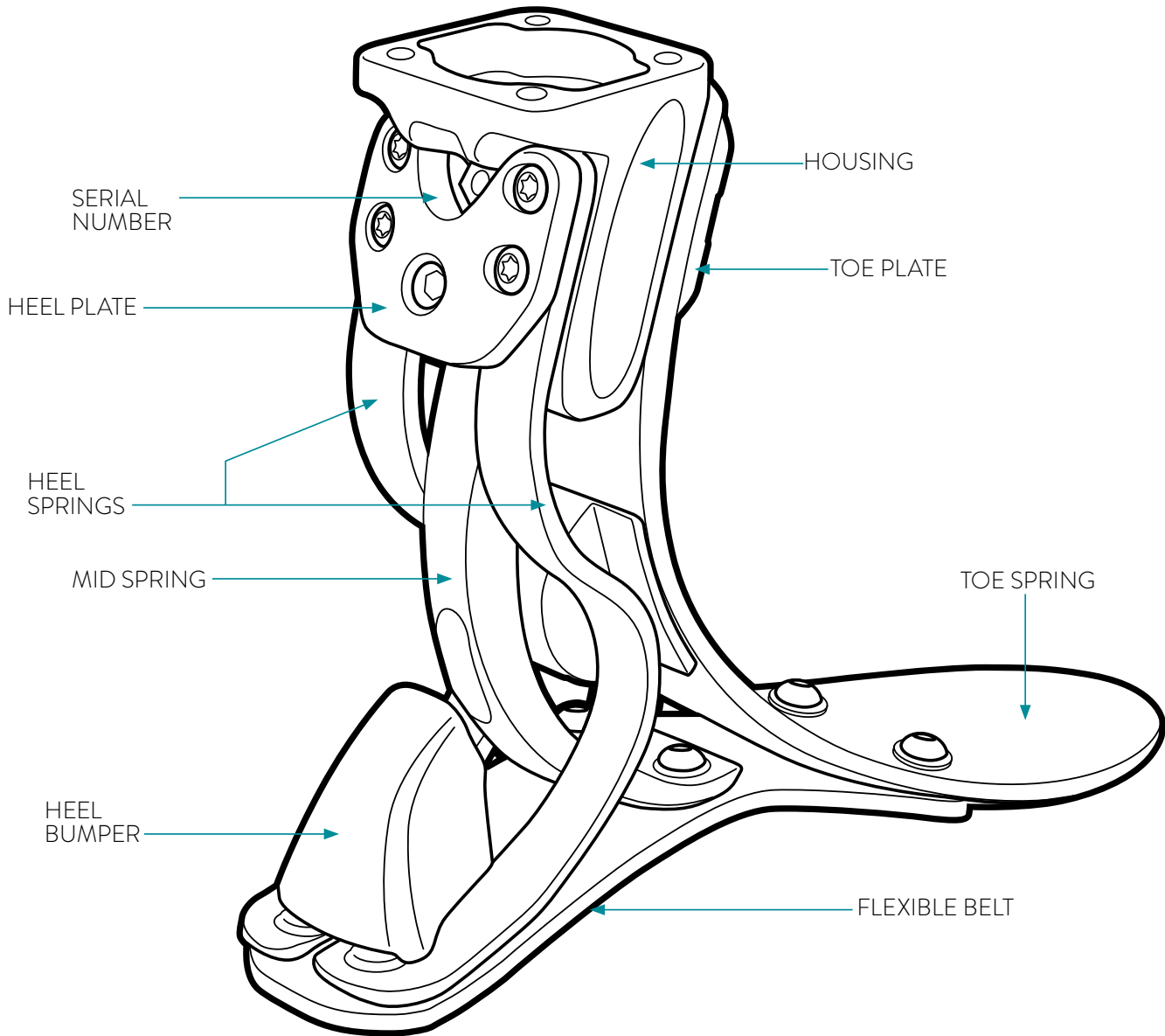
** (C)aucasian, (T)an, (B)rown or (J)et Black. †Wide shell only available in 24-30cm.



TECHNICAL SPECIFICATIONS

FUNCTION	iST®
SIZES	21-30 cm
MOUNTING	Endo (4-hole)
WEIGHT LIMIT	220 lbs (21-24 cm) 250 lbs (25-26 cm) 275 lbs (27-30 cm)
WARRANTY	3 years
BUILD HEIGHT	6.4 in (21-24 cm) 7.1 in (25-26 cm) 7.6 in (27-30 cm)
WEIGHT*	667 g
L-CODE** L5981 PDAC APPROVED	IMPACT LEVEL 
WATER CAPABILITY  Waterproof	ENVIROHELL*** 

*26 cm with Enviroshell. **The listing of codes with these products should not be construed as a guarantee for coverage or payment. Ultimate responsibility for the coding of services/products rests with the individual practitioner. ***Caucasian, Tan, Brown, or Jet Black.



SOLEUS FIRMNESS CATEGORIES

PATIENT WEIGHT	0-100lbs	101-120	121-140	141-160	161-180	181-200	201-220	221-250	251-275
21-24 cm									
MODERATE IMPACT	11	12	33	34	54	55	55		
HIGH IMPACT	12	33	34	54	55	55			
25-26 cm									
MODERATE IMPACT	12	12	32	33	54	55	75	76	
HIGH IMPACT	12	32	33	54	55	75	76	76	
27-30 cm									
MODERATE IMPACT	11	11	12	32	33	34	54	55	55
HIGH IMPACT	12	12	32	33	34	54	55	55	55

HARDWARE	PART NUMBER	DESCRIPTION
	CP SSET	Super Set Screws (8pc) M8 x 14mm
	TFH 800	Foot Horn, Stainless Steel
	CP HK 4	Hex Key, 4mm

RECOMMENDED TITANIUM 4-HOLE ADAPTERS	PART NUMBER	DESCRIPTION
	4HPR T	4-hole Pyramid Receiver, Titanium
	4HPRR T	4-hole Pyramid Receiver, Rotatable, Titanium
	4HPA T	4-hole Pyramid Adapter, Titanium
	4HPAR T	4-hole Pyramid Adapter, Rotatable, Titanium
	4HPH T	4-hole Pyramid Adapter with pin-lock hole, Titanium

RECOMMENDED TITANIUM 4-HOLE ADAPTERS	PART NUMBER	DESCRIPTION
	4HPHR T	4-hole Pyramid Adapter with pin-lock hole, Rotatable, Titanium
	4HPA DOT	4-hole Pyramid Adapter, Diagonal Offset, Titanium
	4HPA AOT	4-hole Pyramid Adapter, Axial Offset, Titanium
	4HFK 14	4-hole Fastener Kit (4pc) M6 x 14mm, Non-Rotatable Adapters
	4HFK 16	4-hole Fastener Kit (4pc) M6 x 16mm, Rotatable Adapters

COSMETIC ATTACHMENT PLATE (CAP)	PART NUMBER (LEFT/RIGHT)	DESCRIPTION	ADDITIONAL INFORMATION
	V CLΔ 2124 V CRΔ 2124	Cosmetic Attachment Plate (left or right), 21-24cm	Plastic ring snaps into foot shell for easy cosmetic finishing.
	V CLΔ 2526 V CRΔ 2526	Cosmetic Attachment Plate (left or right), 25-26cm	
	V CLΔ 2730 V CRΔ 2730	Cosmetic Attachment Plate (left or right), 27-30cm	

Δ Indicate Color. (C)aucasian, (B)rown or (T)an.

SHELLTREAD	PART NUMBER (LEFT/RIGHT)	DESCRIPTION	ADDITIONAL INFORMATION
	V TLN xx V TRN xx	Shelltread (left or right) Neutral (indicate size, width)	Increases durability and prevents premature wear of foot shell.
	V TLJ xx V TRJ xx	Shelltread (left or right) Jet Black (indicate size, width)	

SOCKS	PART NUMBER	DESCRIPTION	ADDITIONAL INFORMATION
	SO SS 2126	CPI Sock, 21-26cm	Highly durable sock that acts as a noise barrier and protects the foot from debris.
	SO SS 2730	CPI Sock, 27-30cm	
	SO SSK 2126	CPI Sock, 6-pack, 21-26cm	
	SO SSK 2730	CPI Sock, 6-pack, 27-30cm	

INSPIRED BY HEROES BUILT FOR HEROES THE TACTICAL SOLEUS

The Tactical Soleus was inspired by Dale Beatty, Military Veteran, bilateral amputee and co-founder of Purple Heart Homes. Driven by the belief that no Veteran should be left behind, his organization provides personalized housing solutions for service-disabled Veterans and their families.



College Park donates \$200 of each Tactical Soleus purchase directly back to Purple Heart Homes. For more information visit phhusa.org



INTELLIWEAVE COMPOSITE | SERVICE-FREE DESIGN | CUSTOM GAIT MATCH



The Tempo provides high-end College Park gait matching in a value class foot. The service-free design comes with a full length toe lever, helping to provide stored energy and ground contact for stability. The Tempo is custom-built for each individual and is an ideal solution for K2 patients that need extra durability and controlled range of motion.

TEMPO PART NUMBER

TO	SIDE	SHELL COLOR*	EN	SIZE	D	FIRMNESS CATEGORY
	L OR R	C, T OR B		21-30		1-5

*(C)aucasian, (T)an or (B)rown. Shell width is standard. Example part number: TO LCEN 24 D3

INCLUDED




Endo foot includes: bonded sandal toe foot shell

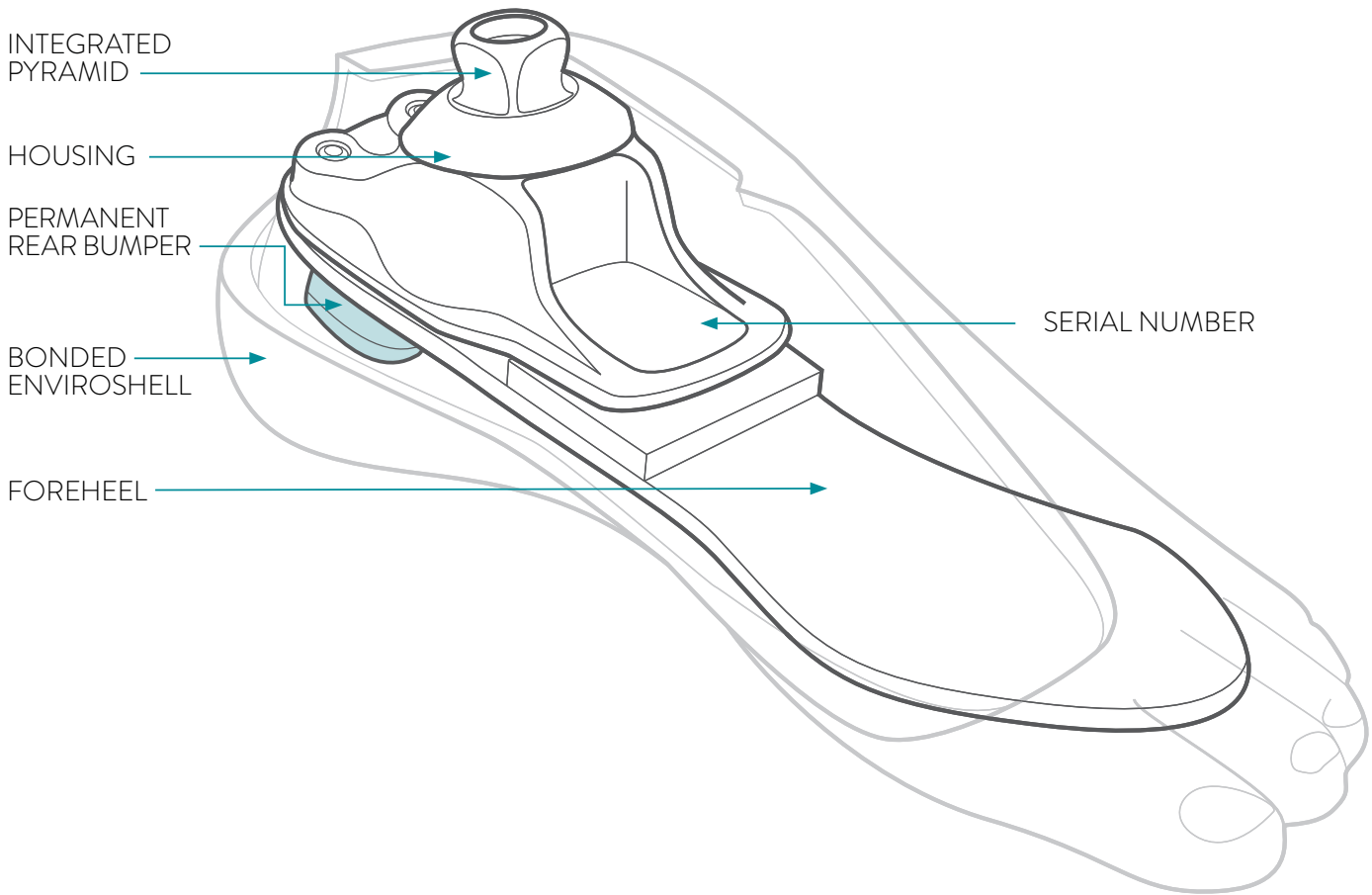
TEMPO FIRMNESS CATEGORIES



PATIENT WEIGHT	0-140lbs	141-180	181-220	221-300	301-330
SIZE	21-30cm				25-30cm
LOW IMPACT	1	2	3	4	5


*25 cm with Enviroshell. **The listing of codes with these products should not be construed as a guarantee for coverage or payment. Ultimate responsibility for the coding of services/products rests with the individual practitioner. ***Caucasian, Tan, and Brown.

TECHNICAL SPECIFICATIONS

FUNCTION	K2
SIZES	21-30 cm
MOUNTING	Endo (IP)
WEIGHT LIMIT	300 lbs (21-24 cm) 330 lbs (25-30 cm)
WARRANTY	2 years
BUILD HEIGHT	2.2 in (21-24 cm) 2.5 in (25-26 cm) 2.6 in (27-30 cm)
WEIGHT*	500 g
L-CODE**	IMPACT LEVEL L5972 
WATER CAPABILITY  Weatherproof	ENVIROHELL*** 



HARDWARE	PART NUMBER	DESCRIPTION
	CP SSET	Super Set Screws (8pc) M8 x 14mm
	CP HK 4	Hex Key, 4mm

SHELLTREAD	PART NUMBER (LEFT/RIGHT)	DESCRIPTION	ADDITIONAL INFORMATION
	CS TLN x CS TRN x	Shelltread (left or right), Neutral (indicate size)	Increases durability and prevents premature wear of foot shell.

INTEGRATED VACUUM TECHNOLOGY | INTELLIWEAVE COMPOSITE | SERVICE-FREE DESIGN



For people seeking vacuum benefits with a higher weight limit, College Park offers the Tempo iVT! This low-profile, lightweight foot features College Park's Integrated Vacuum Technology (iVT), which is designed to pull up to 20 inHg in fewer steps.* This allows patients to efficiently achieve optimal vacuum. The service-free design comes with a full length toe lever for stored energy and ground contact. The Tempo iVT is designed to enhance user confidence, comfort, and more.

*Results may vary based on impact and activity. Maximum attainable vacuum ranges from 18-22 inHg.

INCLUDED

Endo foot with integrated vacuum pump, includes: bonded sandal toe foot shell, CPI sock, and choice of AK or BK tube kit.



TEMPO iVT PART NUMBER

	SIDE	SHELL COLOR*		SIZE		FIRMNESS CATEGORY
TO IVT	L OR R	C, T OR B	EN	21-30	D	1-5

*(C)aucasian, (T)an or (B)rown. Shell width is standard. Example part number: TO IVT LCEN 24 D3

TEMPO iVT FIRMNESS CATEGORIES




PATIENT WEIGHT	0-140lbs	141-180	181-220	221-300	301-330
SIZE	21-30cm				25-30cm
LOW IMPACT	1	2	3	4	5

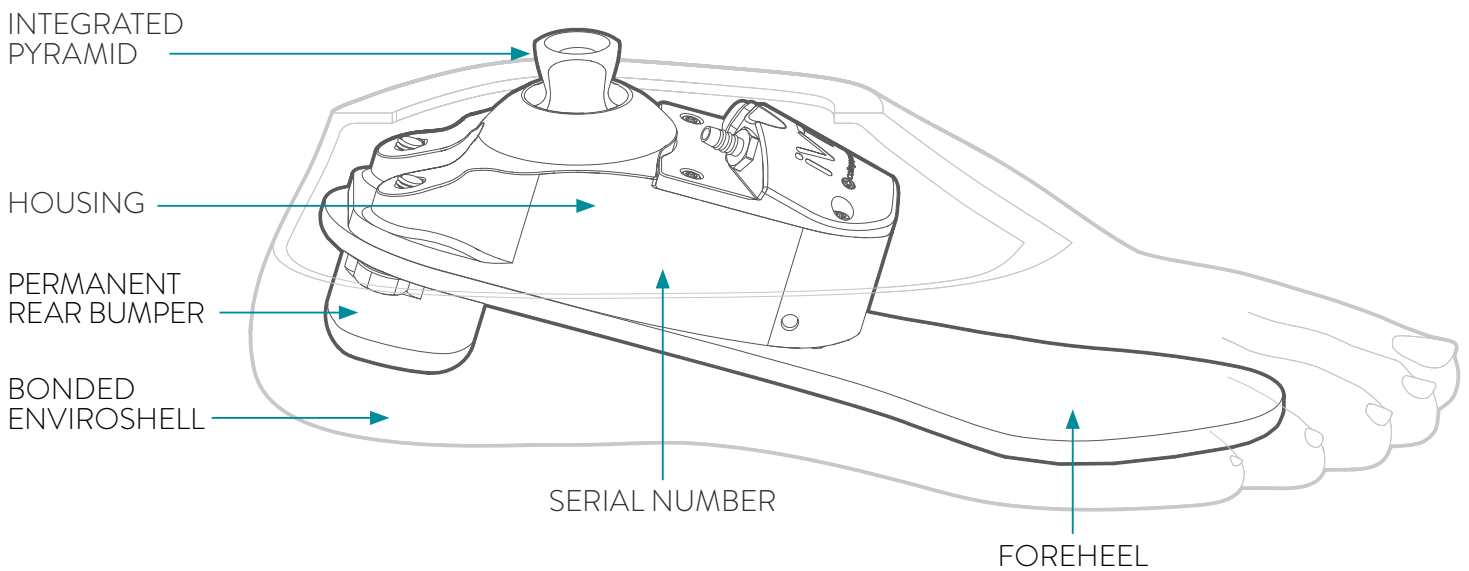
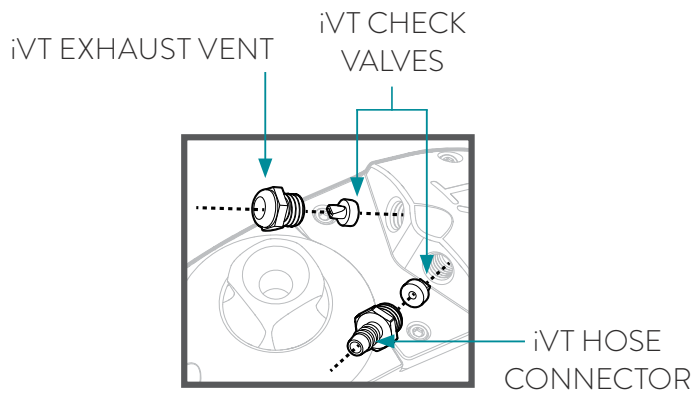
TUBE KITS	PART NUMBER	DESCRIPTION	ADDITIONAL INFORMATION
	IVT AK TBK	iVT AK Tube Kit	Includes: AK tube, tube retainer, small elastic band, large elastic band, syringe, hose T-connector.
	IVT BK TBK	iVT BK Tube Kit	Includes: BK tube, tube retainer, syringe, hose T-connector.


(Included with foot order, selection required)


*26 cm with Enviroshell. **The listing of codes with these products should not be construed as a guarantee for coverage or payment. Ultimate responsibility for the coding of services/products rests with the individual practitioner. ***Caucasian, Tan, or Brown.

TECHNICAL SPECIFICATIONS














FUNCTION	K2 Vacuum
SIZES	21-30 cm
MOUNTING	Endo (IP)
WEIGHT LIMIT	300 lbs (21-24 cm) 330 lbs (25-30 cm)
WARRANTY	2 years
BUILD HEIGHT	2.2 in (21-24 cm) 2.5 in (25-26 cm) 2.6 in (27-30 cm)
WEIGHT*	626 g
L-CODE**	IMPACT LEVEL L5972, L5781 
WATER CAPABILITY  Weatherproof	ENVIROHELL*** 






ACCESSORIES	PART NUMBER	DESCRIPTION	ADDITIONAL INFORMATION
	IVT VAK	iVT Valve Assembly Kit	Tri-function socket valve. Includes: iVT valve, 1 oz RTV silicone, iVT valve air filter pack (10pc), cap key, socket insert, adhesive pad, screw.

SERVICE KITS	PART NUMBER	DESCRIPTION	ADDITIONAL INFORMATION
	CTV SVK 2124	CT Vacuum Service Kit, 21-24cm	All parts needed to perform full service on replaceable portions of vacuum pump. Includes: vacuum bladder, (2) return spring assemblies, (2) check valves, hose connector, exhaust vent, M3 x 0.50mm air bladder fastener, (4) M2.5 x 6.5 housing cap fasteners, BK tube, T9 Torx wrench, 5/16 wrench.
	CTV SVK 2526	CT Vacuum Service Kit, 25-26cm	
	CTV SVK 2730	CT Vacuum Service Kit, 27-30cm	

(for servicing replaceable portions of vacuum pump)

REPLACEMENT PARTS	PART NUMBER	DESCRIPTION	ADDITIONAL INFORMATION
	IVT AK VK	iVT AK Valve Kit	AK Tube Kit + iVT Valve Assembly Kit. Includes: AK tube, tube retainer, small elastic band, large elastic band, syringe, hose T-connector, iVT valve, 1 oz RTV silicone, iVT valve air filter pack (10pc), cap key, socket insert, adhesive pad, screw.
	IVT BK VK	iVT BK Valve Kit	BK Tube Kit + iVT Valve Assembly Kit. Includes: BK tube, tube retainer, syringe, hose T-connector, iVT valve, 1 oz RTV silicone, iVT valve air filter pack (10pc), cap key, socket insert, adhesive pad, screw.
	IVT AK TB	iVT AK Tube	
	IVT BK TB	iVT BK Tube	
	CTV VB 2124	CT Vacuum Bladder, 21-24cm	
	CTV VB 2526	CT Vacuum Bladder, 25-26cm	
	CTV VB 2730	CT Vacuum Bladder, 27-30cm	
	CTV RSK 2124	CTV Return Spring Assembly Kit (2 pc) 21-24cm	
	CTV RSK 2526	CTV Return Spring Assembly Kit (2 pc) 25-26cm	
	CTV RSK 2730	CTV Return Spring Assembly Kit (2 pc) 27-30cm	
	IVT CKV	iVT Check Valve	
	IVT HC	iVT Hose Connector	
	IVT EXV	iVT Exhaust Vent	
	CTV BFK	CTV Bladder Fastener Kit	
	CTV HCFK	CT Vacuum Housing Cap Fastener Kit (4pc)	
	IVT VIC	iVT Valve Inner Core	iVT Valve inner core only.
	IVT VFP	iVT Valve Air Filter Pack (10pc)	Replaceable particulate filters for iVT Valve. Includes: (10) filters.

HARDWARE	PART NUMBER	DESCRIPTION
	CP SSET	Super Set Screws (8pc) M8 x 14mm
	CP HK 4	Hex Key, 4mm

SHELLTREAD	PART NUMBER (LEFT/RIGHT)	DESCRIPTION
	CS TLN x CS TRN x	Shelltread (left or right), Neutral (indicate size)
Increases durability and prevents premature wear of foot shell.		

TRI-AXIAL TECHNOLOGY | SERVICE-FREE DESIGN | FULLY WATERPROOF



The Terrain foot was created to achieve anatomical ankle motion and energy return in a low-profile design. College Park uses its tri-axial technology expertise in a new way. Waterproof and service-free, the Terrain features a carbon fiber base and permanent bumpers inside the ankle housing for a progressive, comfortable response during low to high impact activities.

TERRAIN PART NUMBER

TN SIDE: **L OR R** SHELL COLOR*: **C, T, B OR J** **EN** SIZE: **21-30** **D** FIRMNESS CATEGORY: **1-7**

* (C)aucasian, (T)an, (B)rown, or (J)et Black. Shell width is standard.
Example part number: TN LTEN 21 D1

INCLUDED

Endo foot includes: sandal toe foot shell, CPI sock, and Cosmetic Attachment Plate (CAP)

TERRAIN FIRMNESS CATEGORIES

PATIENT WEIGHT	0-140lbs	141-180	181-220	221-275	276-330	331-365
SIZE	21-30cm					26-30cm
LOW-MODERATE IMPACT	1	2	3	4	5	7
HIGH IMPACT	2	3	4	5	6	7

TECHNICAL SPECIFICATIONS

FUNCTION	Tri-Axial
SIZES	21-30 cm
MOUNTING	Endo (IP)
WEIGHT LIMIT	330 lbs (21-25 cm) 365 lbs (26-30 cm)
WARRANTY	3 years
BUILD HEIGHT	3.4 in (21-25 cm) 3.6 in (26-30 cm)
WEIGHT*	815 g
L-CODE** L5981, L5986 PDAC APPROVED	IMPACT LEVEL
WATER CAPABILITY Waterproof	ENVIROHELL***

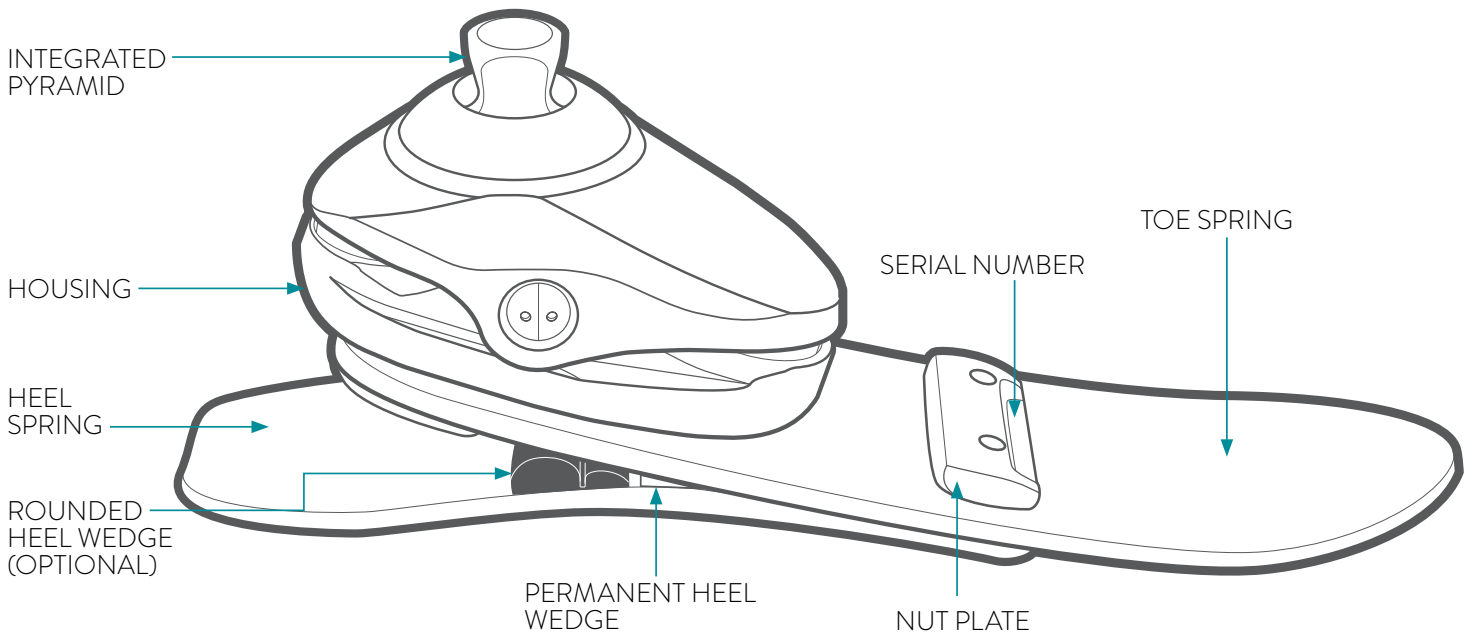
ENVIROHELL PART NUMBER

HZ S SIDE: **L OR R** SHELL COLOR**: **C, T, B, OR J** SIZE: **21-30**

** (C)aucasian, (T)an, (B)rown, or (J)et Black



*26 cm with Enviroshell. **The listing of codes with these products should not be construed as a guarantee for coverage or payment. Ultimate responsibility for the coding of services/products rests with the individual practitioner. ***Caucasian, Tan, Brown, or Jet Black.



HARDWARE	PART NUMBER	DESCRIPTION
	HZ HWK 2125	Horizon Wedge Kit, 21-25cm
	HZ HWK 2630	Horizon Wedge Kit, 26-30cm
	CA GEL	Cyanoacrylate Adhesive Gel (CA glue)

TOOLS	PART NUMBER	DESCRIPTION
	CP SSET	Super Set Screws (8pc) M8 x 14mm
	TFH 800	Foot Horn, Stainless Steel

COSMETIC ATTACHMENT PLATE (CAP)	PART NUMBER (LEFT/RIGHT)		DESCRIPTION	ADDITIONAL INFORMATION
	BE CLΔ 2125	BE CRΔ 2125	Cosmetic Attachment Plate (left or right), 21-25cm	Plastic ring snaps into foot shell for easy cosmetic finishing.
	BE CLΔ 2630	BE CRΔ 2630	Cosmetic Attachment Plate (left or right), 26-30cm	

Δ Indicate Color. (C)aucasian, (B)rown or (T)an.

SHELLTREAD	PART NUMBER (LEFT/RIGHT)		DESCRIPTION	ADDITIONAL INFORMATION
	HZ TLN x	HZ TRN x	Shelltread (left or right), Neutral (indicate size)	Increases durability and prevents premature wear of foot shell.

SOCKS	PART NUMBER	DESCRIPTION	ADDITIONAL INFORMATION
	CPI SS SM	CPI Sock, Small, 21-25cm	Highly durable sock that acts as a noise barrier and protects the foot from debris.
	CPI SS LG	CPI Sock, Large, 26-30cm	
	CPI SSK SM	CPI Sock, Small, 21-25cm, 6-pack	
	CPI SSK LG	CPI Sock, Large, 26-30cm, 6-pack	

TRI-AXIAL TECHNOLOGY | SERVICE-FREE SOLUTION | INTELLIWEAVE COMFORT



With a focus on low-impact users, College Park combines some of its most popular and trusted technology in the Terrain iW. This lightweight foot offers tri-axial movement on an Intelliweave composite base. Featuring anatomical ankle motion, flexible springs, and a durable heel wedge, the Terrain iW was designed for comfort and stability.

TERRAIN iW PART NUMBER

TN iW	SIDE	SHELL COLOR*	EN	SIZE	D	FIRMNESS CATEGORY	INCLUDED
	L OR R	C, T, OR B		21-30		1-4	

* (C)aucasian, (T)an or (B)rown. Example part number: TN iW LCEN 24 D3

Endo foot includes: sandal toe foot shell and CPI sock

TERRAIN iW FIRMNESS CATEGORIES

PATIENT WEIGHT	0-140lbs	141-180	181-220	221-300
SIZE	21-30cm			25-30cm
LOW IMPACT	1	2	3	4

TECHNICAL SPECIFICATIONS

FUNCTION	K2 Tri-Axial
SIZES	21-30 cm
MOUNTING	Endo (IP)
WEIGHT LIMIT	220 lbs (21-24 cm) 300 lbs (25-30 cm)
WARRANTY	2 years
BUILD HEIGHT	2.5 in (21-24 cm) 2.7 in (25-26 cm) 2.8 in (27-30 cm)
WEIGHT*	645 g
L-CODE** L5972, L5986 PDAC APPROVED	IMPACT LEVEL
WATER CAPABILITY Waterproof in Fresh Water	ENVIROSHELL***

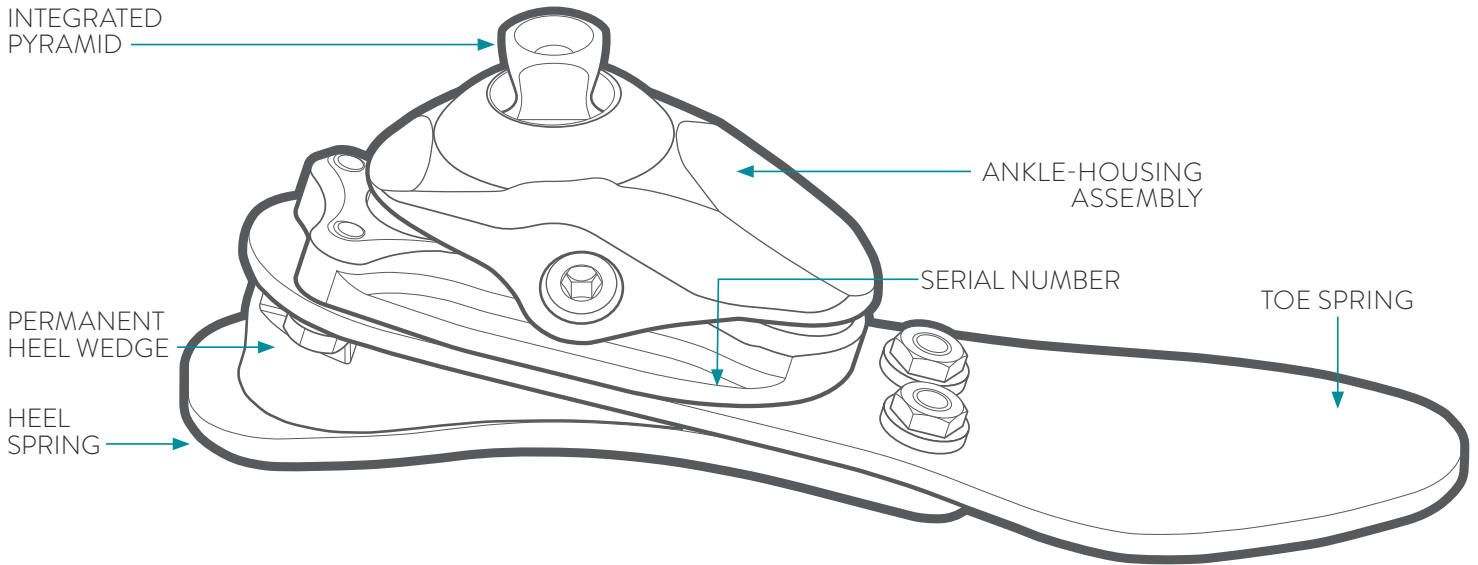
ENVIROSHELL PART NUMBER



CS S	SIDE	SHELL COLOR**	SIZE
	L OR R	C, T, OR B	21-30


** (C)aucasian, (T)an or (B)rown




*26 cm with Enviroshell. **The listing of codes with these products should not be construed as a guarantee for coverage or payment. Ultimate responsibility for the coding of services/products rests with the individual practitioner. ***Caucasian, Tan, or Brown.



HARDWARE	PART NUMBER	DESCRIPTION
	CP SSET	Super Set Screws (8pc) M8 x 14mm
	TFH 800	Foot Horn, Stainless Steel
	CP HK 4	Hex Key, 4mm

SHELLTREAD	PART NUMBER (LEFT/RIGHT)	DESCRIPTION	ADDITIONAL INFORMATION
	CS TLN x CS TRN x	Shelltread (left or right), Neutral (indicate size)	Increases durability and prevents premature wear of foot shell.

SOCKS	PART NUMBER	DESCRIPTION	ADDITIONAL INFORMATION
	CPI SS SM	CPI Sock, Small, 21-25cm	Highly durable sock that acts as a noise barrier and protects the foot from debris.
	CPI SS LG	CPI Sock, Large, 26-30cm	
	CPI SSK SM	CPI Sock, Small, 21-25cm, 6-pack	
	CPI SSK LG	CPI Sock, Large, 26-30cm, 6-pack	

TRI-AXIAL MOVEMENT | CUSTOMIZABLE STRIDE CONTROL | INTELLIWEAVE COMPOSITE



The Tribute foot was designed to provide dependable performance in a value package. Featuring tri-axial motion and our Intelliweave composite technology, this lightweight foot uses a full-length toe lever for optimal range of motion. Created to achieve firm footing on varied terrain, the Tribute foot is an ideal solution for low to moderate impact users.

INCLUDED

Endo foot includes: foot shell and CPI sock. Cosmetic attachment plate (CAP) included with standard toe shell.

TRIBUTE PART NUMBER

TB	SIDE	SHELL COLOR*	EN	SANDAL TOE†	SIZE	WIDTH‡	D	FIRMNESS CATEGORY
	L or R	C, T, B or J		S	21-30	N or W		1-4

* (C)aucasian, (T)an, (B)rown or (J)et Black. † (S)andal. Sandal toe not available in Jet Black. Leave blank for regular toe. ‡ (N)arrow or (W)ide. Wide not available for Sandal Toe. Example part number: TB LCEN 24N D3

TRIBUTE FIRMNESS CATEGORIES

PATIENT WEIGHT	0-100lbs	101-120	121-140	141-160	161-180	181-200	201-220
IMPACT LEVEL	21-30cm						
LOW IMPACT	1	1	2	2	3	3	4
MODERATE IMPACT	1	2	2	2	3	4	4

TECHNICAL SPECIFICATIONS

FUNCTION	K2 Tri-Axial
SIZES	21-30 cm
MOUNTING	Endo (IP)
WEIGHT LIMIT	220 lbs
WARRANTY	2 years
BUILD HEIGHT	2.4 in
WEIGHT*	529 g
L-CODE** L5979 PDAC APPROVED	IMPACT LEVEL
WATER CAPABILITY Weatherproof	ENVIROHELL***

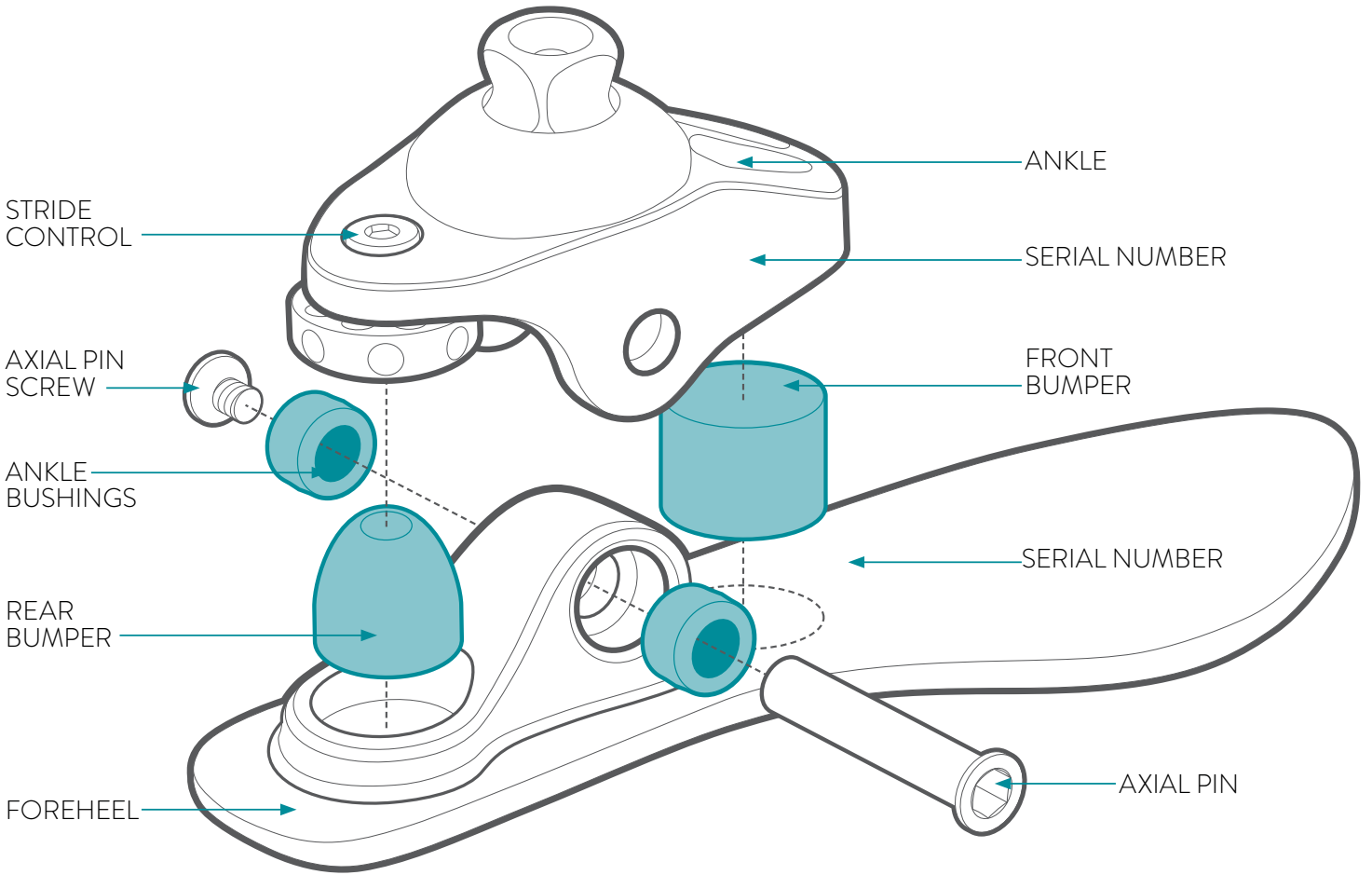
ENVIROHELL PART NUMBER

TOE*	S	SIDE	SHELL COLOR**	SIZE	WIDTH‡
V		L or R	C, T, B or J	21-30	
CS	S	L or R	C, T or B	21-30	

*V for Regular toe. CS for Sandal Toe. ** (C)aucasian, (T)an, (B)rown or (J)et Black. Sandal Toe not available in Jet Black. ‡ (W)ide shell only available in 24-30cm.



*26 cm with Enviroshell. **The listing of codes with these products should not be construed as a guarantee for coverage or payment. Ultimate responsibility for the coding of services/products rests with the individual practitioner. ***Caucasian, Tan, Brown, or Jet Black.



SOFT COMPONENTS	PART NUMBER	DESCRIPTION
	V FBS A	Front Bumper, Soft (indicate pocket size*)
	V FBM A	Front Bumper, Medium (indicate pocket size*)
	V FBF A	Front Bumper, Firm (indicate pocket size*)
	V RBS B	Rear Bumper, Soft (indicate pocket size†)
	V RBM B	Rear Bumper, Medium (indicate pocket size†)
	V RBF B	Rear Bumper, Firm (indicate pocket size†)
	V RBX B	Rear Bumper, Extra Firm (indicate pocket size†)
	V ABS 2530	Ankle Bushing, Soft, 21-30cm
	V ABM 2530	Ankle Bushing, Medium, 21-30cm
	V ABF 2530	Ankle Bushing, Firm, 21-30cm

GAIT MATCHING




FIRMNESS CATEGORY





COMPONENT	1	2	3	4
Front Bumper				
Ankle Bushings				
Rear Bumper				

PART NO	DESCRIPTION
V BK 2130	Venture & Tribute Bumper Kit (See page 64 for contents)


FIRMNESS COLOR CODE:
 SOFT
 MEDIUM
 FIRM

*Pocket size: 21-24cm: C, 25-26cm: B, 27-30cm: A
 †Pocket size: 21-24cm: D, 25-26cm: C, 27-30cm: B


HARDWARE	PART NUMBER	DESCRIPTION
	CP AP L	Axial Pin, Long, 25-30cm
	CP APS	Axial Pin Screw
	CP SSET	Super Set Screws (8pc) M8 x 14mm

TOOLS	PART NUMBER	DESCRIPTION
	TFH 800	Foot Horn, Stainless Steel
	TGP 525	Pin Guide
	CP HK 4	Hex Key, 4mm
	TL LUB	TruLube Lubricant, 0.25 oz.

BONE ASSEMBLIES	PART NO (LEFT/RIGHT)	DESCRIPTION	
	TB ENA 2124	Endo Ankle, 21-24cm	
	TB ENA 2526	Endo Ankle, 25-26cm	
	TB ENA 2730	Endo Ankle, 27-30cm	
	TB FHL x	TB FHR x	Foreheel (fits regular foot shell, indicate left or right, size)
	TB FHS x		Foreheel (fits sandal toe foot shell, indicate size)

COSMETIC ATTACHMENT PLATE (CAP)	PART NUMBER (LEFT/RIGHT)	DESCRIPTION	ADDITIONAL INFORMATION	
	V CLΔ 2124	V CRΔ 2124	Cosmetic Attachment Plate (left or right), 21-24cm	
	V CLΔ 2526	V CRΔ 2526	Cosmetic Attachment Plate (left or right), 25-26cm	Plastic ring snaps into foot shell for easy cosmetic finishing.
	V CLΔ 2730	V CRΔ 2730	Cosmetic Attachment Plate (left or right), 27-30cm	

Δ Indicate Color. (C)aucasian, (B)rown or (T)an.

SHELLTREAD	PART NUMBER (LEFT/RIGHT)	DESCRIPTION	ADDITIONAL INFORMATION	
	V TLN xx	V TRN xx	Shelltread (left or right) Neutral (indicate size, width)	
	V TLJ xx	V TRJ xx	Shelltread (left or right) Jet Black (indicate size, width)	Increases durability and prevents premature wear of foot shell.
	CS TLN x	CS TRN x	Shelltread - Sandal Toe (left or right) Neutral (indicate size)	

SOCKS	PART NUMBER	DESCRIPTION	ADDITIONAL INFORMATION
	CPI SS SM	CPI Sock, Small, 21-25cm	Highly durable sock that acts as a noise barrier and protects the foot from debris.
	CPI SS LG	CPI Sock, Large, 26-30cm	
	CPI SSK SM	CPI Sock, Small, 21-25cm, 6-pack	
	CPI SSK LG	CPI Sock, Large, 26-30cm, 6-pack	

TRI-AXIAL FUNCTION | HIGHLY CUSTOMIZABLE | EASY GROWTH CAPABILITIES



The rugged Truper foot combines high energy with stability for active kids. The foot's flexible foreheel and bumpers were designed to store energy for a smooth, controlled transition from standing to running. Made to easily adjust for growing children, the Truper foot offers two size ranges that provide flexibility through adolescence.

INCLUDED

Endo foot includes: foot shell and CPI sock and optional sealing boot

Exo foot includes: foot shell and CPI sock. Exo block sold separately

TRUPER PART NUMBER

TP	SIDE	SHELL COLOR*	MOUNTING	SIZE	D	FIRMNESS CATEGORY
	L OR R	C, T OR B	EN OR ALX	16-21		1-3

*(C)aucasian, (T)an or (B)rown. †(EN)do, Exo (ALX). Shell width is standard. Example part number: TP LCEN 17 D2




BUILD HEIGHT

	16-18 cm	19-21 cm
IP	2.1 in	2.4 in
ALX	4.3 in	4.6 in

TRUPER FIRMNESS CATEGORIES

PATIENT WEIGHT	0-49lbs	50-74	75-100	101-132
SIZE	16-21cm			19-21cm
HIGH IMPACT	1	2	3	3

TECHNICAL SPECIFICATIONS

FUNCTION	Pediatric
SIZES	16-21 cm
MOUNTING	Endo (IP) Exo (ALX)
WEIGHT LIMIT	100 lbs (16-18 cm) 132 lbs (19-21 cm)
WARRANTY	1 year
WEIGHT*	215 g (16 cm) 314 g (21 cm)
L-CODE** L5979 PDAC APPROVED	IMPACT LEVEL 
WATER CAPABILITY  Weatherproof	ENVIROHELL*** 

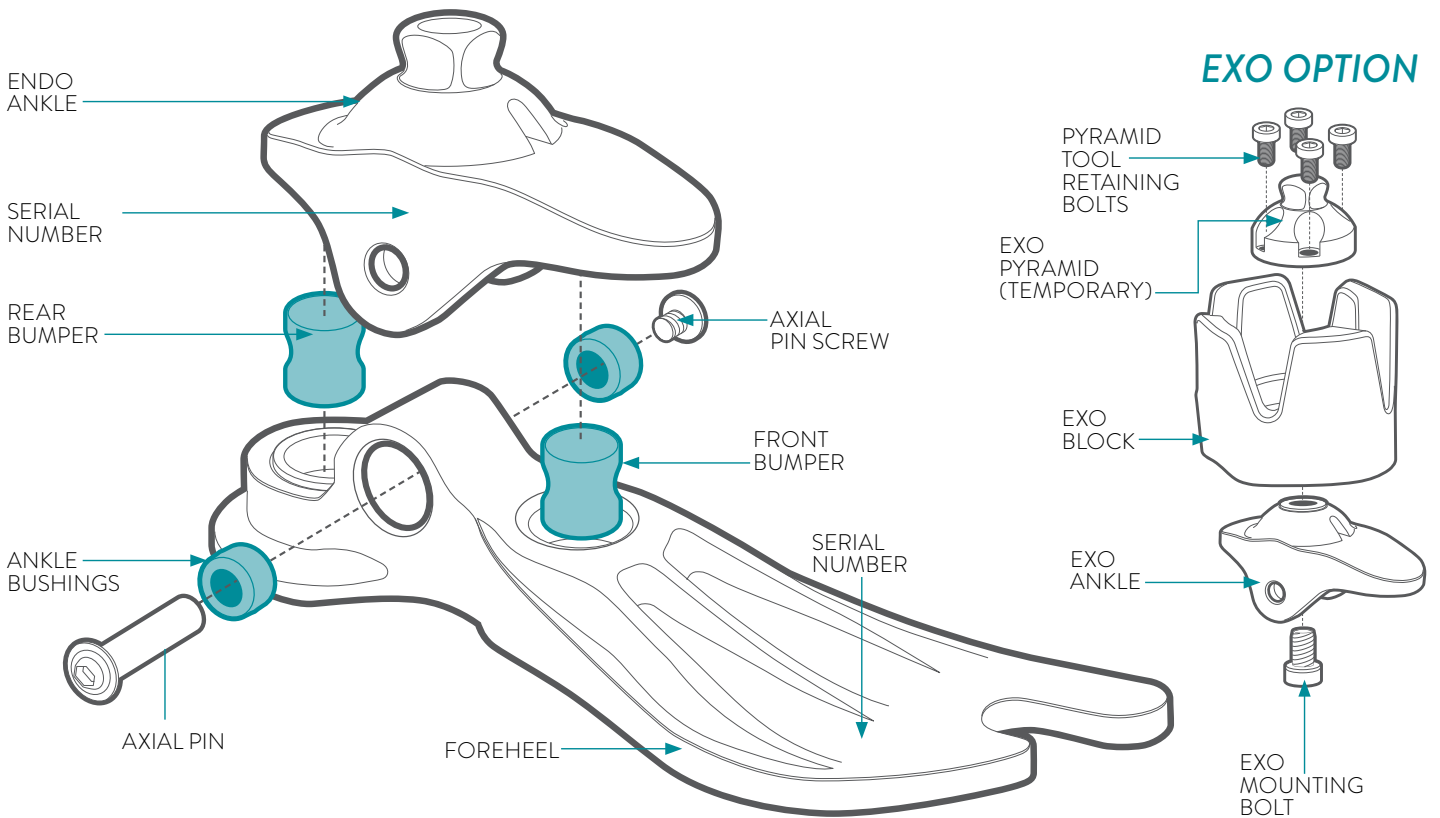
ENVIROHELL PART NUMBER

TP	EXO*	SIDE	SHELL COLOR**	SIZE
	X S	L OR R	C, T OR B	16-21

*E(X)o foot shell. Leave blank for Endo. Exo shells require an extra day for processing. **(C)aucasian, (T)an or (B)rown.



*Including Enviroshell. **The listing of codes with these products should not be construed as a guarantee for coverage or payment. Ultimate responsibility for the coding of services/products rests with the individual practitioner. ***Caucasian, Tan, or Brown.



GAIT MATCHING

FIRMNESS CATEGORY

COMPONENT	1	2	3
Front Bumper	S	M	F
Rear Bumper	S	M	F
Ankle Bushings	ONE FIRMNESS		

FIRMNESS COLOR CODE:

- SOFT
- MEDIUM
- FIRM


SOFT COMPONENTS	PART NO	DESCRIPTION
	TP BK 1618	Truper Bumper Kit, 16-18cm <i>(See page 64 for contents)</i>
	TP BK 1921	Truper Bumper Kit, 19-21cm <i>(See page 64 for contents)</i>
	TP BS 1618	Bumper, Soft, 16-18cm
	TP BS 1921	Bumper, Soft, 19-21cm

SOFT COMPONENTS	PART NO	DESCRIPTION
	TP BM 1618	Bumper, Medium, 16-18cm
	TP BM 1921	Bumper, Medium, 19-21cm
	TP BF 1618	Bumper, Firm, 16-18cm
	TP BF 1921	Bumper, Firm, 19-21cm


SOFT COMPONENTS	PART NO	DESCRIPTION
	TP ABM 1618	Ankle Bushing, 16-18cm
	TP ABM 1921	Ankle Bushing, 19-21cm

BONE ASSEMBLIES	PART NUMBER	DESCRIPTION
	TP ENA 1618	Endo Ankle, 16-18cm
	TP ENA 1921	Endo Ankle, 19-21cm
	TP ALXA 1618	Exo Ankle, 16-18cm
	TP ALXA 1921	Exo Ankle, 19-21cm
	TP FHAL x TP FHAR x	Foreheel (indicate left or right, size)


HARDWARE	PART NUMBER	DESCRIPTION
	TP AP 1618	Axial Pin, 16-18cm
	TP AP 1921	Axial Pin, 19-21cm
	CP APS	Axial Pin Screw
	TP SH 8X16	Exo Mounting Bolt, M8 x 16mm
	TP SH 8X30	Exo Mounting Bolt, M8 x 30mm
	TP RBK	Pyramid Tool Retaining Bolt Kit (4pc) M5 x 10mm
	TP DP 4X12	Dowel Pin, M4 x 12mm
	TP DP 4X8	Dowel Pin, M4 x 8mm

SEALING BOOTS	PART NUMBER (LEFT/RIGHT)	DESCRIPTION	ADDITIONAL INFORMATION
	TP SBLΔ 1618 TP SBRΔ 1618	Sealing Boot (left or right), 16-18cm	Keeps dirt and debris from the inside of the shell.
	TP SBLΔ 1921 TP SBRΔ 1921	Sealing Boot (left or right), 19-21cm	






Δ Indicate Color. (C)aucasian, (B)rown or (T)an.

SHELLTREAD	PART NUMBER (LEFT/RIGHT)	DESCRIPTION	ADDITIONAL INFORMATION
	SC TLN x SC TRN x	Shelltread (left or right), Neutral (indicate size: 13,14,15, or 22)	Increases durability and prevents premature wear of foot shell.
	TP TLN x TP TRN x	Shelltread (left or right), Neutral (indicate size: 16-21)	Increases durability and prevents premature wear of foot shell.

FINISHING RINGS	PART NUMBER (LEFT/RIGHT)	DESCRIPTION	ADDITIONAL INFORMATION
	TP FRLC 1618 TP FRRC 1618	Finishing Ring (left or right) Caucasian, 16-18cm	Cosmetic foam spacers used to cover growth plates. Snaps into the foot shell. For exoskeletal prostheses only.
	TP FRLC 1921 TP FRRC 1921	Finishing Ring (left or right) Caucasian, 19-21cm	
	TP FRLB 1618 TP FRRB 1618	Finishing Ring (left or right) Brown, 16-18cm	
	TP FRLB 1921 TP FRRB 1921	Finishing Ring (left or right) Brown, 19-21cm	

SOCKS	PART NUMBER	DESCRIPTION	ADDITIONAL INFORMATION
	TP SS 1621	CPI Sock, 16-21cm	Highly durable sock that acts as a noise barrier and protects the foot from debris.
	TP SSX 1618	CPI Exo Sock, 16-18cm	
	TP SSK 1621	CPI Sock, 16-21cm, 6-pack	

EXO MOUNTING ADAPTERS	PART NO	DESCRIPTION
	TP XBKL 1618 TP XBKR 1618	Alignable Exo Block Kit (left or right) 16-18cm
	TP XBKL 1921 TP XBKR 1921	Alignable Exo Block Kit (left or right) 19-21cm
	TP GKLC 1618 TP GKRC 1618	Growth Plate Kit (left or right) Caucasian, 16-18cm
	TP GKLB 1618 TP GKRB 1618	Growth Plate Kit (left or right) Brown, 16-18cm
	TP GKLC 1921 TP GKRC 1921	Growth Plate Kit (left or right) Caucasian, 19-21cm
	TP GKLB 1921 TP GKRB 1921	Growth Plate Kit (left or right) Brown, 19-21cm
	TP GP 1618	Growth Plate, 16-18cm 2 growth plates max.
	TP GP 1921	Growth Plate, 19-21cm 2 growth plates max.
	TP EXPK 22	Exo Pyramid Tool Kit, 22 mm. For temporary endoskeletal alignment during test fittings.

TOOLS	PART NUMBER	DESCRIPTION
	TP GMK 1621	Truper Gait Matching Kit (See page 65 for contents)
	TFH 800	Foot Horn, Stainless Steel
	TP PG	Truper Pin Guide
	CP HK 4	Hex Key, 4mm
	TL LUB	TruLube Lubricant, 0.25 oz.

TRI-AXIAL FUNCTION | HIGHLY CUSTOMIZABLE | VERTICAL COMPLIANCE



Original and unrivaled, the Truststep foot sets the standard for unsurpassed comfort and natural-feeling mobility. It was one of the first to provide correct movement in all planes allowing for nearly the same vertical motion, rotation, and stability as an anatomical foot. With a full range of options available, the versatile design allows complete customization.

INCLUDED

Endo foot includes: foot shell and CPI sock and optional sealing boot

Exo foot includes: foot shell and CPI sock. Exo block sold separately



TRUSTEP PART NUMBER

TS	SIDE	SHELL COLOR*	MOUNTING**	SIZE	WIDTH†	FIRMNESS CATEGORY
	L OR R	C, T, B OR J	EN OR ALX	22-31	N OR W	D 1-9

*(C)aucasian, (T)an, (B)rown or (J)et Black. **(EN)do, Exo (ALX). †(N)arrow or (W)ide. Wide only available in 24-31cm. Example part number: TS LCEN 24N D6

ENVIROSHHELL PART NUMBER

TECHNICAL SPECIFICATIONS

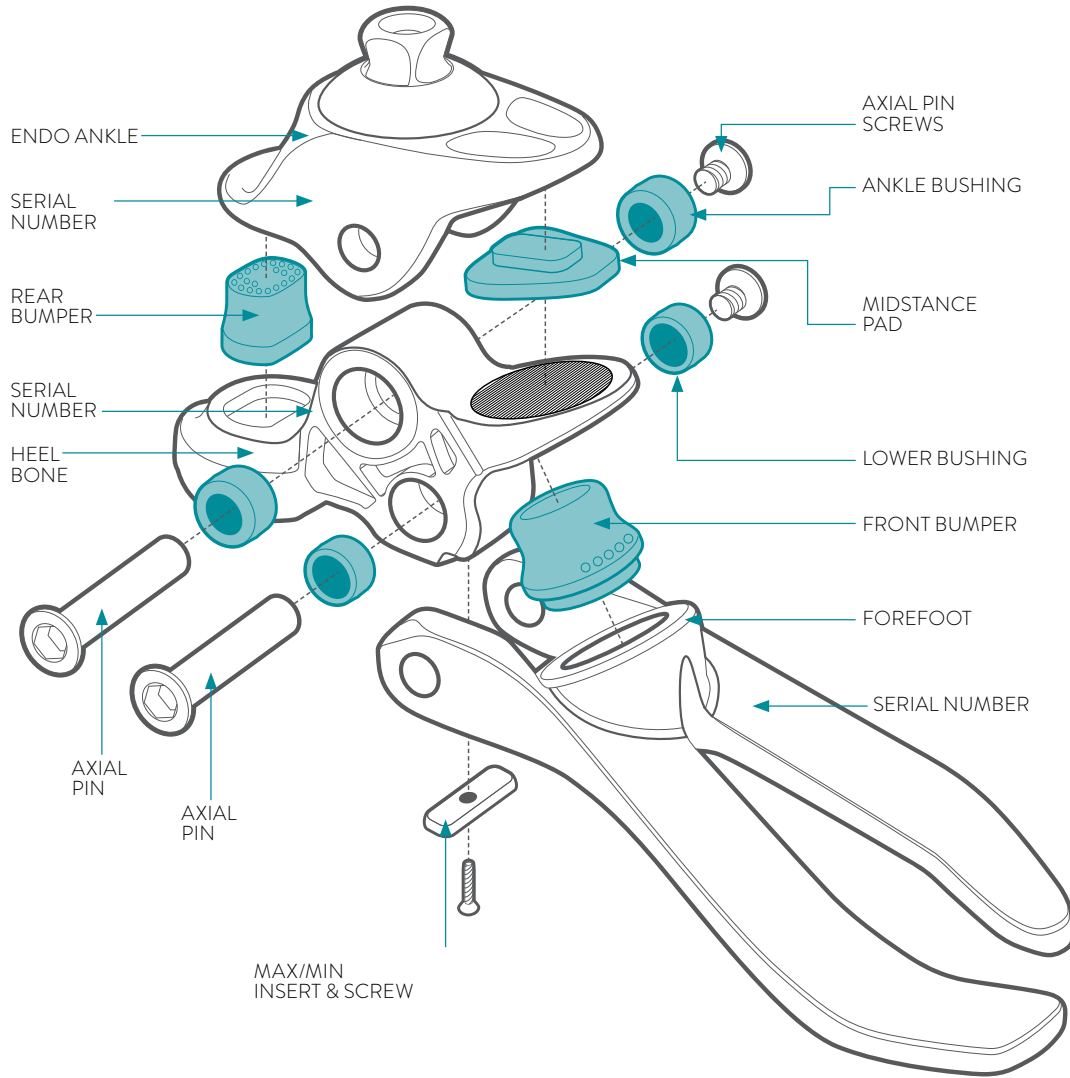
FUNCTION	Tri-Axial
SIZES	22-31 cm
MOUNTING	Endo (IP) Exo (ALX)
WEIGHT LIMIT	330 lbs (Endo) 352 lbs (Exo)
WARRANTY	3 years
BUILD HEIGHT	3.5 in (IP) 6.0 in (ALX)
WEIGHT*	678 g
L-CODE** L5979 PDAC APPROVED	IMPACT LEVEL 
WATER CAPABILITY  Weatherproof	ENVIROSHHELL*** 

TS	EXO*	SIDE	SHELL COLOR**	SIZE	WIDTH†
	X S	L OR R	C, T, B OR J	22-31	N OR W

*E(X)o foot shell. Leave blank for Endo. Exo shells require an extra day for processing. ***(C)aucasian, (T)an, (B)rown or (J)et Black. †Wide shell only available in 24-31cm.



*26 cm with Enviroshell. **The listing of codes with these products should not be construed as a guarantee for coverage or payment. Ultimate responsibility for the coding of services/products rests with the individual practitioner. ***Caucasian, Tan, Brown, or Jet Black.



GAIT MATCHING

COMPONENT	FIRMNESS CATEGORY								
	1	2	3	4	5	6	7	8	9
Front Bumper	1	2	3	4	5	6	7	8	8
Ankle Bushings	S	S	S	S	M	M	M	F	F
Midstance Pad	M	M	M	M	M	M	M	F	F
Rear Bumper	XS	XS	S	S	M	H	1X	2X	3X
Lower Bushings	ONE FIRMNESS								

TRUSTEP FIRMNESS CATEGORIES

PATIENT WEIGHT	0-74lbs	75-100	101-120	121-140	141-160	161-180	181-200	201-220	221-250	251-275	276-300	301-330	331-352
SIZE	22-31cm												EXO ONLY
LOW IMPACT	1	2	3	4	4	5	6	6	7	7	8	8	9
MOD IMPACT	1	2	3	4	5	6	6	7	7	7	8	9	9
HIGH IMPACT	2	3	4	5	6	6	7	7	8	8	8	9	9

SOFT COMPONENTS	PART NO.	DESCRIPTION
	KTS TSB	Truststep Bumper Kit (See page 64 for contents)
	TS FB 1	Front Bumper #1
	TS FB 2	Front Bumper #2
	TS FB 3	Front Bumper #3
	TS FB 4	Front Bumper #4
	TS FB 5	Front Bumper #5
	TS FB 6	Front Bumper #6
	TS FB 7	Front Bumper #7
	TS FB 8	Front Bumper #8
	TS FB 9	Front Bumper #9

SOFT COMPONENTS	PART NO.	DESCRIPTION
	TS RB XS	Rear Bumper, XS
	TS RB S	Rear Bumper, S
	TS RB M	Rear Bumper, M
	TS RB H	Rear Bumper, H
	TS RB 1X	Rear Bumper, 1X
	TS RB 2X	Rear Bumper, 2X
	TS RB 3X	Rear Bumper, 3X

SOFT COMPONENTS	PART NO.	DESCRIPTION
	TS MP M	Midstance Pad, Medium
	TS MP F	Midstance Pad, Firm
	TS LB	Lower Bushing
	TS AB S	Ankle Bushing, Soft
	TS AB M	Ankle Bushing, Medium
	TS AB F	Ankle Bushing, Firm
	TS AB R	Ankle Bushing, Rigid

FIRMNESS COLOR CODE: SOFT MEDIUM FIRM RIGID

HARDWARE	PART NUMBER	DESCRIPTION
	CP AP L	Axial Pin, Long, 22-31cm
	CP APS	Axial Pin Screw
	TS MAX MH	Max Insert, Molded Heel
	TS MIN MH	Min Insert, Molded Heel
	TS IS MH	Max/Min Insert Screw, Molded Heel
	TS S10 25	Exo Mounting Bolt, M10 x 25mm
	TS RBK	Pyramid Tool Retaining Bolt Kit (4pc) M6 x 12mm
	CP SSET	Super Set Screws (8pc) M8 x 14mm

TOOLS	PART NUMBER	DESCRIPTION
	KTS TSG	Truststep Gait Matching Kit (See page 65 for contents)
	KTS 200 TK	Truststep Tool Kit (See page 65 for contents)
	TPT 700	Truststep Preloader Tool
	TFH 800	Foot Horn, Stainless Steel
	TGP 525	Pin Guide
	CP HK 4	Hex Key, 4mm
	TL LUB	TruLube Lubricant, 0.25 oz.

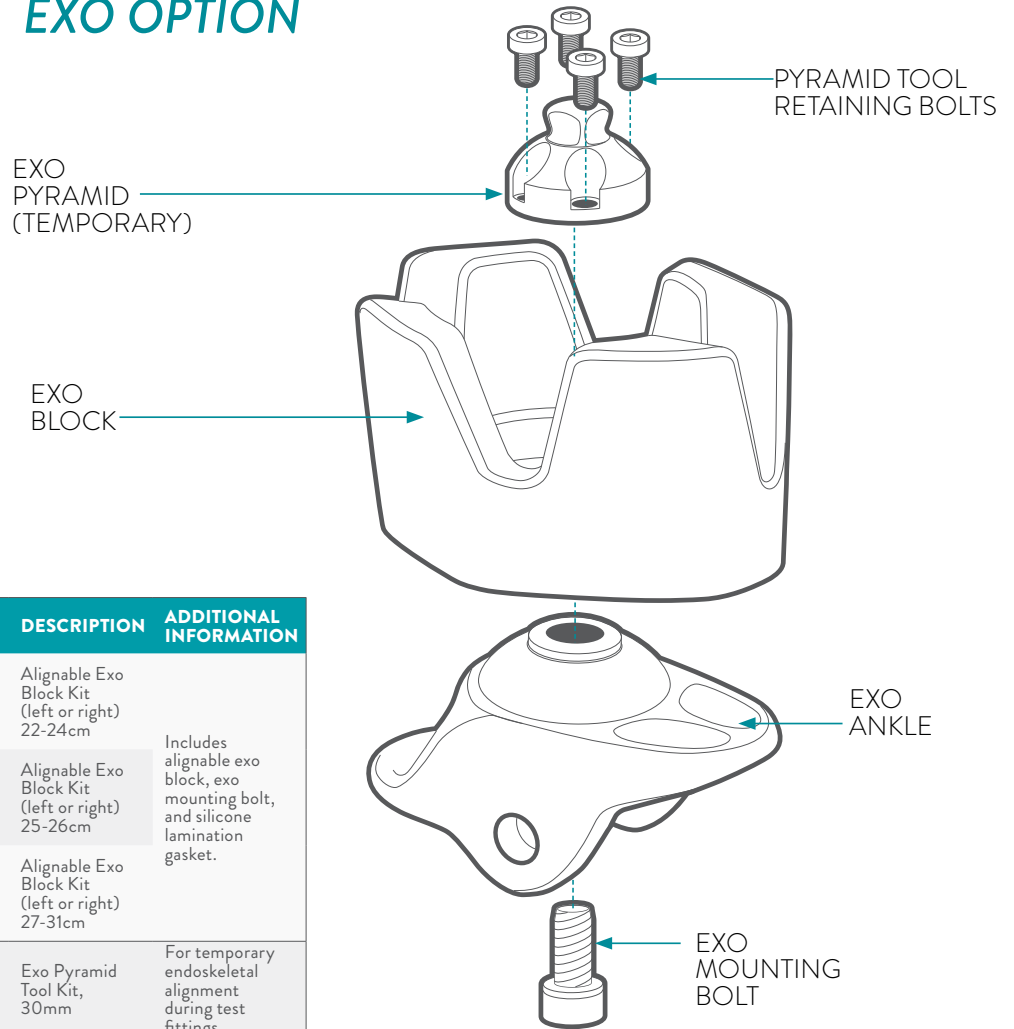
SEALING BOOTS	PART NUMBER (LEFT/RIGHT)	DESCRIPTION	ADDITIONAL INFORMATION
	TS SBLΔ 2224	TS SBRΔ 2224	Sealing Boot (left or right), 22-24cm
	TS SBLΔ 2526	TS SBRΔ 2526	Sealing Boot (left or right), 25-26cm
	TS SBLΔ 2730	TS SBRΔ 2730	Sealing Boot (left or right), 27-30cm
			Keeps dirt and debris from the inside of the shell.

Δ Indicate Color. (C)aucasian, (B)rown or (T)an.

SHELLTREAD	PART NUMBER (LEFT/RIGHT)	DESCRIPTION	ADDITIONAL INFORMATION
	TS TLN xx	TS TRN xx	Shelltread (left or right) Neutral (indicate size, width)
	TS TLJ xx	TS TRJ xx	Shelltread (left or right) Jet Black (indicate size, width)
			Increases durability and prevents premature wear of foot shell.

SOCKS	PART NUMBER	DESCRIPTION	ADDITIONAL INFORMATION
	CPI SS SM	CPI Sock, Small, 21-25cm	
	CPI SS LG	CPI Sock, Large, 26-30cm	
	CPI SSK SM	CPI Sock, Small, 21-25cm, 6-pack	
	CPI SSK LG	CPI Sock, Large, 26-30cm, 6-pack	
			Highly durable sock that acts as a noise barrier and protects the foot from debris.

EXO OPTION



EXO MOUNTING ADAPTERS	PART NUMBER	DESCRIPTION	ADDITIONAL INFORMATION
	TS XBKL 2224 TS XBKR 2224	Alignable Exo Block Kit (left or right) 22-24cm	Includes alignable exo block, exo mounting bolt, and silicone lamination gasket.
	TS XBKL 2526 TS XBKR 2526	Alignable Exo Block Kit (left or right) 25-26cm	
	TS XBKL 2731 TS XBKR 2731	Alignable Exo Block Kit (left or right) 27-31cm	
	TS EXPK 30	Exo Pyramid Tool Kit, 30mm	For temporary endoskeletal alignment during test fittings.

BONE ASSEMBLIES	PART NUMBER	DESCRIPTION	ADDITIONAL INFORMATION
	TS ENA 2224	Endo Ankle, 22-24cm	Available for users up to 330 lbs.
	TS ENA 2531	Endo Ankle, 25-31cm	
	TS ALXA 2224	Exo Ankle, 22-24cm	Available for users up to 352 lbs.
	TS ALXA 2531	Exo Ankle, 25-31cm	
	TS MH 2224	Molded Heel Bone, 22-24cm	
	TS MH 2526	Molded Heel Bone, 25-26cm	
	TS MH 2731	Molded Heel Bone, 27-31cm	
	TS MHK 2224	Molded Heel Bone Kit, 22-24cm	Kit includes heel bone, max insert and max insert screw
	TS MHK 2526	Molded Heel Bone Kit, 25-26cm	
	TS MHK 2731	Molded Heel Bone Kit, 26-31cm	
	TS FF 2224L	TS FF 2224R	Forefoot Bone, 22-24 cm (left or right)
	TS FF xL	TS FF xR	Forefoot Bone, (indicate size: 25-30 cm, left or right)
	TS FF 31		Forefoot Bone, 31 cm

INTEGRATED SPRING TECHNOLOGY | WEDGES FOR FINE TUNING | LOWER PROFILE



The Velocity foot's coupled toe springs work together to help provide a progressive, dynamic response. This foot was designed to enhance smooth rollover for comfortable walking and high impact activities. The Velocity foot combines high functionality for thrill seekers and minimal maintenance to keep them on the go.

INCLUDED

Endo foot includes: foot shell, cosmetic attachment plate (CAP), CPI sock and wedge kit

VELOCITY PART NUMBER

VL	SIDE	SHELL COLOR*	M EN	SIZE	WIDTH†	D	FIRMNESS CATEGORY
	L OR R	C, T, B OR J		25-30	N OR W		1-6

*(C)aucasian, (T)an, (B)rown or (J)et Black. †(N)arrow or (W)ide. Example part number: VL LCMEN 27W D6




ENVIROHELL PART NUMBER

V S	SIDE	SHELL COLOR**	SIZE	WIDTH
	L OR R	C, T, B OR J	25-30	N OR W

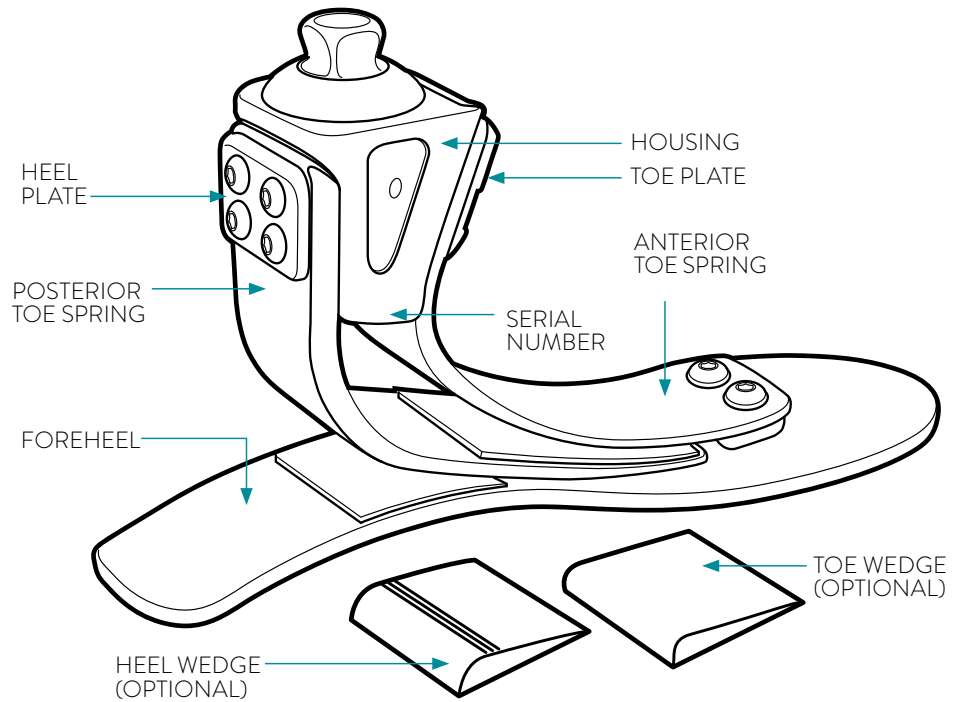
** (C)aucasian, (T)an, (B)rown or (J)et Black.



TECHNICAL SPECIFICATIONS

FUNCTION	iST®
SIZES	25-30 cm
MOUNTING	Endo (IP)
WEIGHT LIMIT	250 lbs (25-26 cm) 275 lbs (27-30 cm)
WARRANTY	3 years
BUILD HEIGHT	4.7 in (25-26 cm) 5.2 in (27-30 cm)
WEIGHT*	631 g
L-CODE** L5981, L5986	IMPACT LEVEL 
WATER CAPABILITY  Weatherproof	ENVIROHELL*** 

*26 cm with Enviroshell. **The listing of codes with these products should not be construed as a guarantee for coverage or payment. Ultimate responsibility for the coding of services/products rests with the individual practitioner. ***Caucasian, Tan, Brown, or Jet Black.



VELOCITY FIRMNESS CATEGORIES

PATIENT WEIGHT	0-100lbs	101-120	121-140	141-160	161-180	181-200	201-220	221-250	251-275
SIZE	25-26cm								
LOW - MODERATE IMPACT	1	1	1	2	2	3	4	5	
HIGH IMPACT	1	2	2	3	3	4	5	6	
SIZE	27-30cm								
LOW - MODERATE IMPACT	1	1	1	1	2	2	3	4	5
HIGH IMPACT	1	2	2	2	3	3	4	5	6

HARDWARE	PART NUMBER	DESCRIPTION
	HZ HWK 2125	Horizon Wedge Kit, 21-25cm
	HZ HWK 2630	Horizon Wedge Kit, 26-30cm
	CP SSET	Super Set Screws (8pc) M8 x 14mm

TOOLS	PART NUMBER	DESCRIPTION
	TFH 800	Foot Horn, Stainless Steel
	CP HK 4	Hex Key, 4mm
	CA GEL	Cyanoacrylate Adhesive Gel (CA glue)

COSMETIC ATTACHMENT PLATE (CAP)	PART NUMBER (LEFT/RIGHT)	DESCRIPTION	ADDITIONAL INFORMATION
	V CLΔ 2526 V CRΔ 2526	Cosmetic Attachment Plate (left or right), 25-26cm	Plastic ring snaps into foot shell for easy cosmetic finishing.
	V CLΔ 2730 V CRΔ 2730	Cosmetic Attachment Plate (left or right), 27-30cm	

Δ Indicate Color. (C)aucasian, (B)rown or (T)an.

SHELLTREAD	PART NUMBER (LEFT/RIGHT)	DESCRIPTION	ADDITIONAL INFORMATION
	V TLN xx V TRN xx	Shelltread (left or right) Neutral (indicate size, width)	Increases durability and prevents premature wear of foot shell.
	V TLJ xx V TRJ xx	Shelltread (left or right) Jet Black (indicate size, width)	

SOCKS	PART NUMBER	DESCRIPTION	ADDITIONAL INFORMATION
	CPI SS SM	CPI Sock, Small, 21-25cm	Highly durable sock that acts as a noise barrier and protects the foot from debris.
	CPI SS LG	CPI Sock, Large, 26-30cm	
	CPI SSK SM	CPI Sock, Small, 21-25cm, 6-pack	
	CPI SSK LG	CPI Sock, Large, 26-30cm, 6-pack	

TRI-AXIAL FUNCTION | HIGHLY CUSTOMIZABLE | ADJUSTABLE STRIDE CONTROL



With a full length toe lever, the Venture foot can provide a higher frequency dynamic response for more active users. Highly engineered bumpers and flexible Intelliweave® composites work together for a progressive response. The tri-axial, custom-built foot includes our exclusive Stride Control™ feature for easy fine-tuning without disassembly.

INCLUDED

Endo foot includes: foot shell, cosmetic attachment plate (CAP), CPI sock

Exo foot includes: foot shell and CPI sock. Exo block sold separately

VENTURE PART NUMBER

V	SIDE	SHELL COLOR*	MOUNTING	SIZE	WIDTH	D	FIRMNESS CATEGORY
	L OR R	C, T, B OR J	EN OR ALX	21-30	N OR W		1-5

*(C)aucasian, (T)an, (B)rown or (J)et Black. †(EN)do, Exo (ALX). ‡(N)arrow or (W)ide. Example part number: V LCEN 24W D4

BUILD HEIGHT

	21-24 cm	25-30 cm
IP	2.5 in	5.0 in
ALX	2.7 in	5.2 in




ENVIROHELL PART NUMBER

V S	SIDE	SHELL COLOR**	SIZE	WIDTH
	L OR R	C, T, B OR J	25-30	N OR W

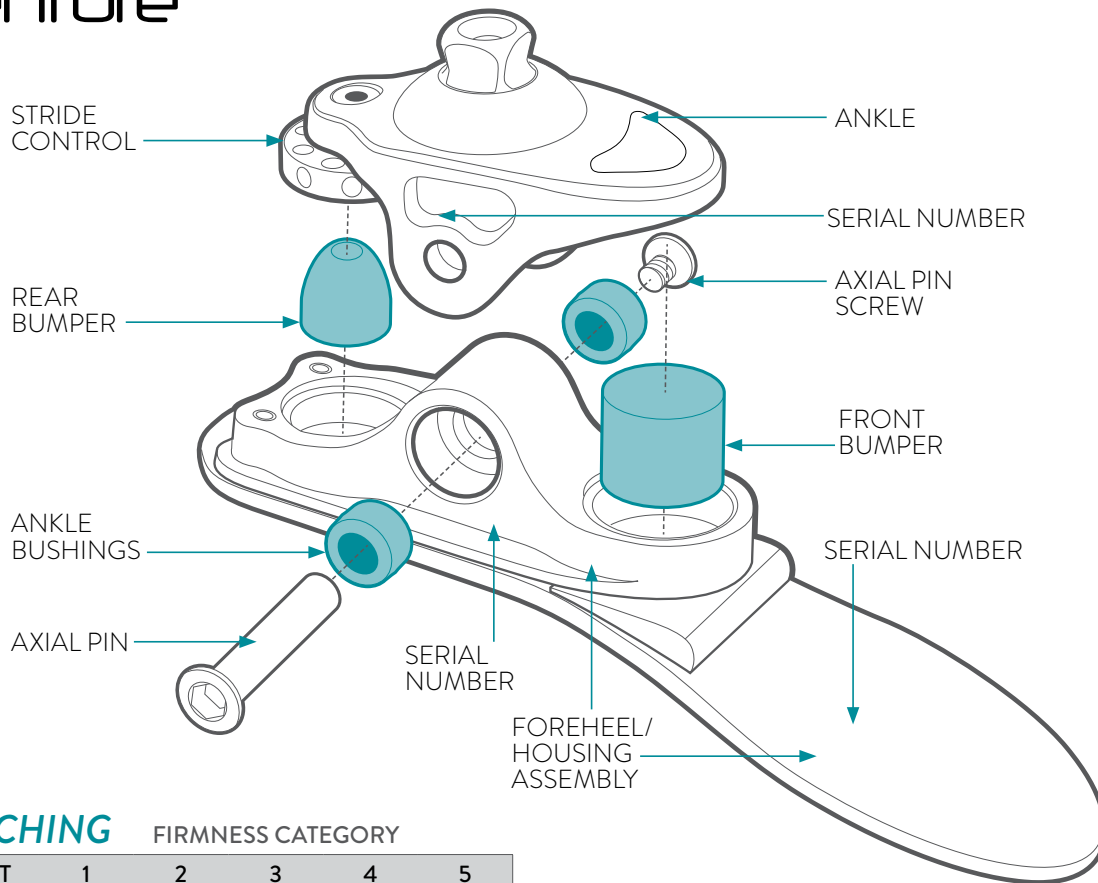
** (C)aucasian, (T)an, (B)rown or (J)et Black.



TECHNICAL SPECIFICATIONS

FUNCTION	Tri-Axial
SIZES	21-30 cm
MOUNTING	Endo (IP) Exo (ALX)
WEIGHT LIMIT	250 lbs (21-24 cm) 275 lbs† (25-30 cm)
WARRANTY	3 years
WEIGHT*	585 g
L-CODE** L5981, L5986	IMPACT LEVEL 
WATER CAPABILITY  Weatherproof	ENVIROHELL*** 

*26 cm model, including Enviroshell. **The listing of codes with these products should not be construed as a guarantee for coverage or payment. Ultimate responsibility for the coding of services/products rests with the individual practitioner. ***Caucasian, Tan, Brown or Jet Black. †Low impact only.



GAIT MATCHING

FIRMNESS CATEGORY

COMPONENT	1	2	3	4	5
Front Bumper	S	M	M	M	M
Ankle Bushings	S	M	M	M	F
Rear Bumper	S	S	M	F	XF

FIRMNESS COLOR CODE: ■ SOFT ■ MEDIUM ■ FIRM

*Pocket size: 21-24cm: C, 25-26cm: B, 27-30cm: A
 †Pocket size: 21-24cm: D, 25-26cm: C, 27-30cm: B

SOFT COMPONENTS	PART NO.	DESCRIPTION
	V BK 2130	Venture & Tribute Bumper Kit (See page 64 for contents)
	V FBS x	Front Bumper, Soft (indicate pocket size*)
	V FBM x	Front Bumper, Medium (indicate pocket size*)
	V FBF x	Front Bumper, Firm (indicate pocket size*)
	V RBS x	Rear Bumper, Soft (indicate pocket size†)
	V RBM x	Rear Bumper, Medium (indicate pocket size†)
	V RBF x	Rear Bumper, Firm (indicate pocket size†)

SOFT COMPONENTS	PART NO.	DESCRIPTION
	V RBX x	Rear Bumper, Extra Firm (indicate pocket size†)
	TS ABS	Ankle Bushing, Soft, 21-30cm
	TS ABM	Ankle Bushing, Medium, 21-30cm
	TS ABF	Ankle Bushing, Firm, 21-30cm
	V ABS 2530	Ankle Bushing, Soft, 25-30cm
	V ABM 2530	Ankle Bushing, Medium, 25-30cm
	V ABF 2530	Ankle Bushing, Firm, 25-30cm

VENTURE FIRMNESS CATEGORIES

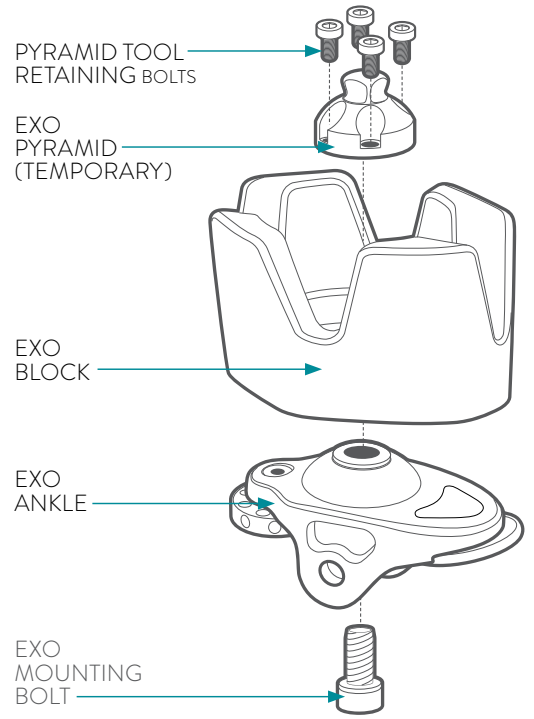
PATIENT WEIGHT	0-100lbs	101-120	121-140	141-160	161-180	181-200	201-220	221-250	251-275
SIZE	21-24cm								
LOW IMPACT	1	1	2	3	3	4	4	5	
MODERATE IMPACT	1	2	3	3	4	4	5	5	
HIGH IMPACT	2	3	3	3	4	4	5	5	
IMPACT LEVEL	25-30cm								
LOW IMPACT	1	1	2	3	3	4	4	5	5
MODERATE IMPACT	1	2	3	3	4	4	5	5	
HIGH IMPACT	2	3	3	4	4	4	5	5	

EXO MOUNTING ADAPTERS	PART NUMBER	DESCRIPTION
	V XBK 2124	Alignable Exo Block Kit, 21-24cm
	V XBK 2526	Alignable Exo Block Kit, 25-26cm
	V XBK 2730	Alignable Exo Block Kit, 27-30cm
	V GPK 7	Growth Plate Kit, 7mm
	V GPK 14	Growth Plate Kit, 14mm
	V GPK 21	Growth Plate Kit, 21mm
	V GPK 28	Growth Plate Kit, 28mm
	TS EXPK 30	Exo Pyramid Tool Kit, 30mm

HARDWARE	PART NUMBER	DESCRIPTION
	CP AP SH	Axial Pin, Short, 22-24cm
	CP AP L	Axial Pin, Long, 25-30cm
	CP APS	Axial Pin Screw
	TS S10 25	Exo Mounting Bolt, M10 x 25mm
	V B10 35	Exo Mounting Bolt, M10 x 35mm
	V B10 45	Exo Mounting Bolt, M10 x 45mm
	TS RBK	Pyramid Tool Retaining Bolt Kit, (4pc) M6 x 12mm
	CP SSET	Super Set Screws (8pc) M8 x 14mm

BONE ASSEMBLIES	PART NUMBER	DESCRIPTION
	V ENA 2124	Endo Ankle, 21-24cm
	V ENA 2530	Endo Ankle, 25-30cm
	V ALXA 2124	Exo Ankle, 21-24cm
	V ALXA 2530	Exo Ankle, 25-30cm
	V FHAL x V FHAR x	Foreheel (indicate left or right, size). Requires firmness.

EXO OPTION



TOOLS	PART NUMBER	DESCRIPTION
	TFH 800	Foot Horn, Stainless Steel
	TGP 525	Pin Guide
	CP HK 4	Hex Key, 4mm
	TL LUB	TruLube Lubricant, 0.25 oz.

COSMETIC ATTACHMENT PLATE (CAP)	PART NUMBER (LEFT/RIGHT)	DESCRIPTION	ADDITIONAL INFORMATION
	V CLΔ 2526 V CRΔ 2526	Cosmetic Attachment Plate (left or right), 25-26cm	Plastic ring snaps into foot shell for easy cosmetic finishing.
	V CLΔ 2730 V CRΔ 2730	Cosmetic Attachment Plate (left or right), 27-30cm	

Δ Indicate Color. (C)aucasian, (B)rown or (T)an.

SHELLTREAD	PART NUMBER (LEFT/RIGHT)	DESCRIPTION	ADDITIONAL INFORMATION
	HZ TLN x HZ TRN x	Shelltread (left or right), Neutral (indicate size)	Increases durability and prevents premature wear of foot shell.

SOCKS	PART NUMBER	DESCRIPTION	ADDITIONAL INFORMATION
	CPI SS SM	CPI Sock, Small, 21-25cm	Highly durable sock that acts as a noise barrier and protects the foot from debris.
	CPI SS LG	CPI Sock, Large, 26-30cm	
	CPI SSK SM	CPI Sock, Small, 21-25cm, 6-pack	
	CPI SSK LG	CPI Sock, Large, 26-30cm, 6-pack	

VERTICAL SHOCK ABSORPTION | SMOOTH ROTATION | MATERIAL FUSION


The Voyager foot was designed to achieve ultimate comfort and rotation for any journey. With responsive springs, vertical shock absorption, and built-in torsion, this high-performance foot can feel more natural to the user. Its superior range of motion accommodates varying activity levels. The sleek Voyager foot uses a hybrid material approach—blending flexible Intelliweave® composites with durable carbon fiber to maximize function.

VOYAGER PART NUMBER

	SIDE	SHELL COLOR*		SIZE		FIRMNESS CATEGORY
VY	L OR R	C, T, B OR J	EN	21-30	D	1-5

* (C)aucasian, (T)an, (B)rown or (J)et Black. † (N)arrow or (W)ide. Example part number: VY LBEN 21 D1




INCLUDED

Endo foot includes: foot shell, CPI sock and wedge kit

VOYAGER FIRMNESS CATEGORIES

PATIENT WEIGHT	0-140lbs	141-180	181-220	221-275	276-330
SIZE	21-25cm				
MODERATE-HIGH IMPACT	1	2	3	4	
SIZE	26-30cm				
MODERATE-HIGH IMPACT	1	2	3	4	5

TECHNICAL SPECIFICATIONS

FUNCTION	Torsion/Vertical Shock
SIZES	21-30 cm
MOUNTING	Endo (IP)
WEIGHT LIMIT	275 lbs (21-25 cm) 330 (26-30 cm)
WARRANTY	3 years
BUILD HEIGHT	7.5 in
WEIGHT*	1,174 g
L-CODE** L5987, L5984 PDAC APPROVED	IMPACT LEVEL 
WATER CAPABILITY  Waterproof in Fresh Water	ENVIROHELL***  standard

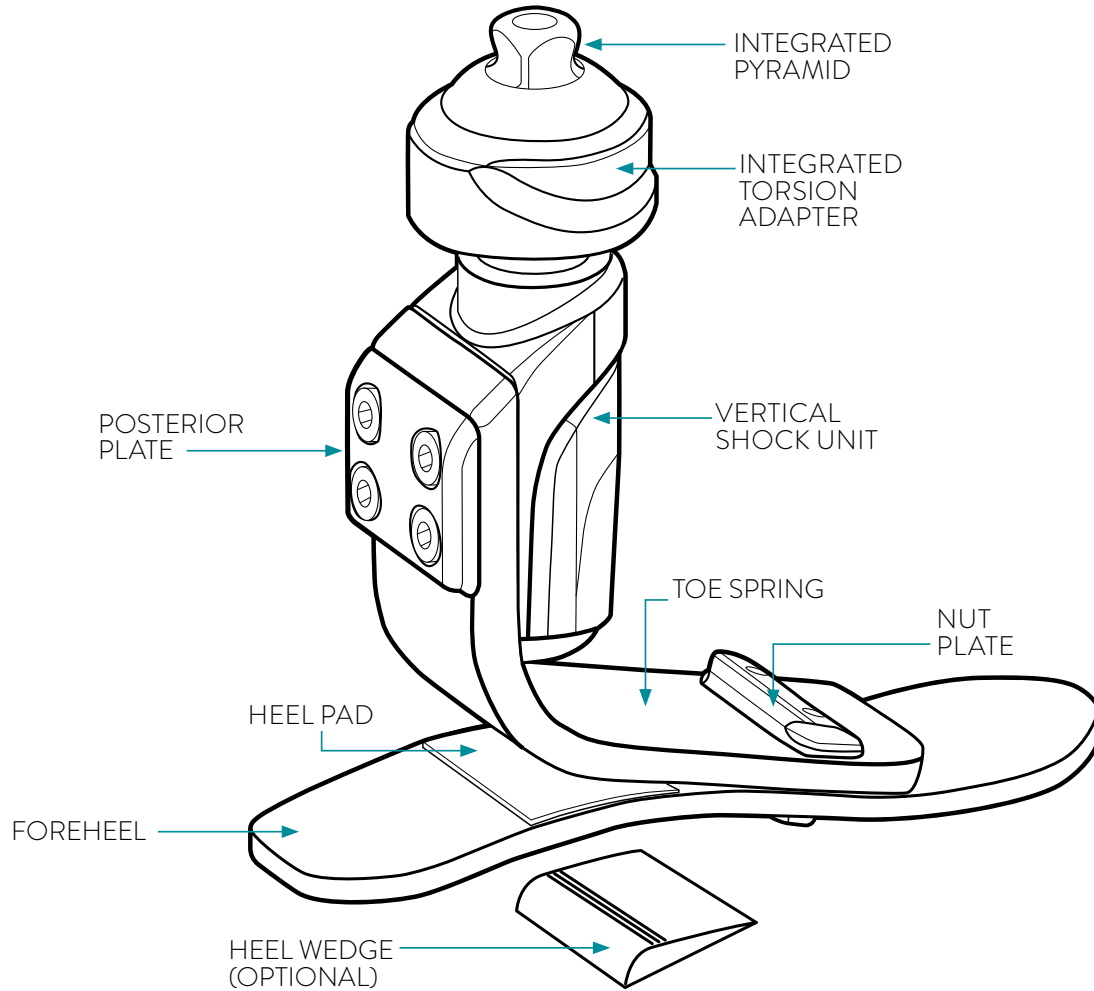
ENVIROHELL PART NUMBER



	SIDE	SHELL COLOR**	SIZE
HZ S	L OR R	C, T, B, OR J	21-30




** (C)aucasian, (T)an, (B)rown, or (J)et Black





*26 cm with Enviroshell. **The listing of codes with these products should not be construed as a guarantee for coverage or payment. Ultimate responsibility for the coding of services/products rests with the individual practitioner. ***Caucasian, Tan, Brown, or Jet Black.



HARDWARE	PART NUMBER	DESCRIPTION
	HZ HWK 2125	Horizon Wedge Kit, 21-25cm
	HZ HWK 2630	Horizon Wedge Kit, 26-30cm
	CP SSET	Super Set Screws (8pc) M8 x 14mm

TOOLS	PART NUMBER	DESCRIPTION
	TFH 800	Foot Horn, Stainless Steel
	CP HK 4	Hex Key, 4mm
	CA GEL	Cyanoacrylate Adhesive Gel (CA glue)

SHELLTREAD	PART NUMBER (LEFT/RIGHT)	DESCRIPTION	ADDITIONAL INFORMATION
	HZ TLN x	HZ TRN x	Increases durability and prevents premature wear of foot shell.
	HZ TLJ xx	HZ TRJ xx	

SOCKS	PART NUMBER	DESCRIPTION	ADDITIONAL INFORMATION
	CPI SS SM	CPI Sock, Small, 21-25cm	Highly durable sock that acts as a noise barrier and protects the foot from debris.
	CPI SS LG	CPI Sock, Large, 26-30cm	
	CPI SSK SM	CPI Sock, Small, 21-25cm, 6-pack	
	CPI SSK LG	CPI Sock, Large, 26-30cm, 6-pack	

BUMPER & GAIT MATCHING KITS

TRUSTEP BUMPER KIT KTS TSB

PART NO	DESCRIPTION	QTY
FRONT BUMPERS		
TS FB 1	Trustep Front Bumper #1	1
TS FB 2	Trustep Front Bumper #2	1
TS FB 3	Trustep Front Bumper #3	1
TS FB 4	Trustep Front Bumper #4	1
TS FB 5	Trustep Front Bumper #5	1
TS FB 6	Trustep Front Bumper #6	1
TS FB 7	Trustep Front Bumper #7	1
TS FB 8	Trustep Front Bumper #8	1
REAR BUMPERS		
TS RB XS	Rear Bumper, XS	1
TS RB S	Rear Bumper, S	1
TS RB M	Rear Bumper, M	1
TS RB H	Rear Bumper, H	1
TS RB 1X	Rear Bumper, 1X	1
TS RB 2X	Rear Bumper, 2X	1
TS RB 3X	Rear Bumper, 3X	1
ANKLE & LOWER BUSHINGS		
TS AB S	Ankle Bushing, Soft	2
TS AB M	Ankle Bushing, Medium	2
TS AB F	Ankle Bushing, Firm	2
TS AB R	Ankle Bushing, Rigid	2
TS LB	Lower Bushing	4
MIDSTANCE PADS		
TS MP M	Midstance Pad, Medium	1
TS MP F	Midstance Pad, Firm	1

VENTURE & TRIBUTE BUMPER KIT V BK 2130

PART NO	DESCRIPTION	QTY	PART NO	DESCRIPTION	QTY
FRONT BUMPERS			FRONT BUMPERS		
V FBS A	Venture Front Bumper, Soft, Pocket Size A	1	V RBF C	Venture Rear Bumper, Firm, Pocket Size C	1
V FBM A	Venture Front Bumper, Medium, Pocket Size A	1	V RBX C	Venture Rear Bumper, Extra Firm, Pocket Size C	1
V FBF A	Venture Front Bumper, Firm, Pocket Size A	1	V RBS D	Venture Rear Bumper, Soft, Pocket Size D	1
V FBS B	Venture Front Bumper, Soft, Pocket Size B	1	V RBM D	Venture Rear Bumper, Medium, Pocket Size D	1
V FBF B	Venture Front Bumper, Firm, Pocket Size B	1	V RBF D	Venture Rear Bumper, Firm, Pocket Size D	1
V FBS C	Venture Front Bumper, Soft, Pocket Size C	1	V RBX D	Venture Rear Bumper, Extra Firm, Pocket Size D	1
V FBM C	Venture Front Bumper, Medium, Pocket Size C	1	ANKLE & LOWER BUSHINGS		
V FBF C	Venture Front Bumper, Firm, Pocket Size C	1	TS AB S	Ankle Bushing, Soft	2
REAR BUMPERS			TS AB M	Ankle Bushing, Medium	2
V RBS B	Venture Rear Bumper, Soft, Pocket Size B	1	TS AB F	Ankle Bushing, Firm	2
V RBM B	Venture Rear Bumper, Medium, Pocket Size B	1	V ABS 2530	Venture Ankle Bushing, Soft, 25-30cm	2
V RBF B	Venture Rear Bumper, Firm, Pocket Size B	1	V ABM 2530	Venture Ankle Bushing, Medium, 25-30cm	2
V RBX B	Venture Rear Bumper, Extra Firm, Pocket Size B	1	V ABF 2530	Venture Ankle Bushing, Firm, 25-30cm	2
V RBS C	Venture Rear Bumper, Soft, Pocket Size C	1			
V RBM C	Venture Rear Bumper, Medium, Pocket Size C	1			

TRUSTEP TOOL KIT - KTS 200 TK

PART NO	DESCRIPTION	QTY
CP HK 4	Stride Control Key, 4mm	1
TGP 525	Pin Guide	1
CP HK 6	Allen Wrench, 6mm	1
TFH 800	Foot Horn	1
TPT 700	Trustep Preloader Tool	1

TRUPER BUMPER KIT, 16-18cm TP BK 1618

PART NO	DESCRIPTION	QTY
BUMPERS		
TP BS 1618	Truper Bumper, Soft, 16-18cm	2
TP BM 1618	Truper Bumper, Medium, 16-18cm	2
TP BF 1618	Truper Bumper, Firm, 16-18cm	2
ANKLE BUSHINGS		
TPABM 1618	Truper Ankle Bushing, 16-18cm	2
TOOLS		
TL LUB	TruLube Lubricant, 0.25 oz.	1

TRUPER BUMPER KIT, 19-21cm TP BK 1921

PART NO	DESCRIPTION	QTY
BUMPERS		
TP BS 1921	Truper Bumper, Soft, 19-21cm	2
TP BM 1921	Truper Bumper, Medium, 19-21cm	2
TP BF 1921	Truper Bumper, Firm, 19-21cm	2
ANKLE BUSHINGS		
TPABM 1921	Truper Ankle Bushing, 19-21cm	2
TOOLS		
TL LUB	TruLube Lubricant, 0.25 oz.	1

TRUSTEP GAIT MATCHING KIT

PART NO	DESCRIPTION	QTY	PART NO	DESCRIPTION	QTY	PART NO	DESCRIPTION	QTY
FRONT BUMPERS			TS RB 1X	Trustep Rear Bumper, 1X	2	TS MP F	Trustep Midstance Pad, Firm	2
TS FB 1	Trustep Front Bumper #1	2	TS RB 2X	Trustep Rear Bumper, 2X	2	SOCKS		
TS FB 2	Trustep Front Bumper #2	2	TS RB 3X	Trustep Rear Bumper, 3X	2	CPI SS SM	CPI Sock, Small	2
TS FB 3	Trustep Front Bumper #3	2	ANKLE & LOWER BUSHINGS			HARDWARE		
TS FB 4	Trustep Front Bumper #4	2	TS ABS	Trustep Ankle Bushing, Soft	4	CP AP L	Axial Pin, Long	2
TS FB 5	Trustep Front Bumper #5	3	TS ABM	Trustep Ankle Bushing, Medium	4	CP APS	Axial Pin Screw	6
TS FB 6	Trustep Front Bumper #6	3	TS ABF	Trustep Ankle Bushing, Firm	4	TS MIN	Min Insert	1
TS FB 7	Trustep Front Bumper #7	2	TS ABR	Trustep Ankle Bushing, Rigid	2	TS IS	Max/Min Insert Screw	6
TS FB 8	Trustep Front Bumper #8	2	TS LB	Trustep Lower Bushing	8	TOOLS		
REAR BUMPERS			V ABF 2530	Venture Ankle Bushing, Firm, 25-30cm	2	TL LUB	TruLube Lubricant, 0.25 oz.	2
TS RB S	Trustep Rear Bumper, S	2	MIDSTANCE PADS			TGP 525	Pin Guide	1
TS RB M	Trustep Rear Bumper, M	2	TS MP M	Trustep Midstance Pad, Medium	2	TFH 800	Foot Horn	1
TS RB H	Trustep Rear Bumper, H	2				MKT TPE MSR	CPI Tape Measure	1

SIDEKICKS BUMPER KITS - SK BK1 (SINGLE) - SK BK2 (PAIR)

PART NO	DESCRIPTION	SINGLE	PAIR	PART NO	DESCRIPTION	SINGLE	PAIR
FRONT BUMPERS				V RBX B	Venture Rear Bumper, Extra Firm, Pocket Size B	1	2
V FBS A	Venture Front Bumper, Soft, Pocket Size A	1	2	BUSHINGS			
V FBM A	Venture Front Bumper, Medium, Pocket Size A	1	2	V ABS 2530	Venture Ankle Bushing, Soft, 25-30cm	2	4
V FBF A	Venture Front Bumper, Firm, Pocket Size A	1	2	V ABM 2530	Venture Ankle Bushing, Medium, 25-30cm	2	4
REAR BUMPERS				V ABF 2530	Venture Ankle Bushing, Firm, 25-30cm	2	4
V RBS B	Venture Rear Bumper, Soft, Pocket Size B	1	2	TOOLS			
V RBM B	Venture Rear Bumper, Medium, Pocket Size B	1	2	TL LUB	TruLube Lubricant, 0.25 oz.	2	2
V RBF B	Venture Rear Bumper, Firm, Pocket Size B	1	2	TGP 525	Pin Guide	1	1

TRUPER GAIT MATCHING KIT

PART NO	DESCRIPTION	QTY	PART NO	DESCRIPTION	QTY	PART NO	DESCRIPTION	QTY
BUMPERS			TP BF 1921	Truper Bumper, Firm, 19-21cm	4	TP SSX 1618	Truper Exo CPI Sock	1
TP BS 1618	Truper Bumper, Soft, 16-18cm	4	BUSHINGS			HARDWARE AND TOOLS		
TP BM 1618	Truper Bumper, Medium, 16-18cm	4	TP ABM 1618	Truper Ankle Bushing, 16-18cm	4	TP AP 1618	Truper Axial Pin, 16-18cm	1
TP BF 1618	Truper Bumper, Firm, 16-18cm	4	TP ABM 1921	Truper Ankle Bushing, 19-21cm	4	TP AP 1921	Truper Axial Pin, 19-21cm	1
TP BS 1921	Truper Bumper, Soft, 19-21cm	4	SOCKS			CP APS	Axial Pin Screw	4
TP BM 1921	Truper Bumper, Medium, 19-21cm	4	TP SS 1621	Truper CPI Sock, 16-21cm	2	TL LUB	TruLube Lubricant, 0.25 oz.	2

ENVIROSHHELLS



- Utilizes a custom foam polymer blend and precision injection process for a seamless, beautiful shell.
- Infused with UV inhibitor and pure silver for anti-microbial properties and a long lifespan.
- Available in four colors and broad range of sizes with Narrow, Wide and Sandal-toe options.

US SHOE SIZE CHART

SHELL SIZE (CM)	13	14	15	16	17	18	19	20	21	22	23	24	25	26	27	28	29	30	31
YOUTH/MEN	5.5-6.5	7-7.5	8-8.5	9-9.5	10-11	11.5-12.5	13-13.5	1-1.5	2-2.5	3-4	4.5-5	5.5-7	7.5-8	8.5-9	9.5-10.5	11-11.5	12-13	14	15
WOMEN									4-4.5	5-5.5	6-6.5	7-8	8.5-9.5	10-10.5	11-11.5	12			

SHELL WIDTH CHART



Width measurement at MET head

SHELL SIZE	21 cm	22	23	24	25	26	27	28	29	30
Truststep shells Regular toe*										
NARROW		2.87 in	3.07 in	3.09 in	3.19	3.24 in	3.71 in	3.76 in	3.82 in	3.99 in
WIDE				3.44 in	3.69 in	3.69 in	3.96 in	4.07 in	4.16 in	4.34 in
Soleus, Tribute, Venture, Velocity shells Regular toe										
NARROW	2.91 in	2.91 in	2.92 in	2.92 in	3.10 in	3.17 in	3.72 in	3.80 in	3.88 in	3.96 in
WIDE				3.12 in	3.68 in	3.68 in	4.00 in	4.14 in	4.14 in	4.21 in
Celsus, Celsus iVT, Odyssey K2, Tribute, Tempo, Tempo iVT, Terrain iW shells Sandal-toe										
STANDARD	2.91 in	2.91 in	2.91 in	2.91 in	3.27 in	3.39 in	3.66 in	3.78 in	3.86 in	3.94 in
Aviator, Breeze, Horizon HD, Odyssey iQ***, Odyssey K3, Orbit, Terrain, Voyager shells Sandal-toe										
STANDARD	3.12 in	3.12 in	3.12 in	3.12 in	3.58 in	3.68 in	3.77 in	3.88 in	3.99 in	4.10 in
Accent shells Sandal toe										
NARROW	2.90 in	2.91 in	2.91 in	2.92 in	3.23 in	3.35 in	3.70 in	3.76 in		
WIDE			3.16 in	3.17 in	3.48 in	3.70 in				

*Truststep 31 cm Wide: 4.2 in. **Velocity is 25-30cm only. ***Odyssey iQ is 23-30cm only.

ENVIROShell PART NUMBERS



Sandal toe

BE

S

SIDE	SHELL COLOR**	SIZE
L OR R	C, B, OR T	21-30

** (C)aucasian, (B)rown or (T)an.

BREEZE



Sandal toe

ODK3

S

SIDE	SHELL COLOR**	SIZE
L OR R	C, B, T, OR J	21-25

** (C)aucasian, (B)rown, (T)an or (J)et Black.

ODYSSEY K3 (21-25 cm)



Sandal toe

HZ

S

SIDE	SHELL COLOR**	SIZE
L OR R	C, B, T, OR J	26-30

** (C)aucasian, (B)rown, (T)an or (J)et Black.

ODYSSEY K3 (26-30 cm)



Sandal toe

HZ

S

SIDE	SHELL COLOR**	SIZE
L OR R	C, B, T, OR J	21-30

** (C)aucasian, (B)rown, (T)an or (J)et Black.

**AVIATOR, HORIZON,
ORBIT, TERRAIN, VOYAGER**



Sandal toe

CS

S

SIDE	SHELL COLOR**	SIZE
L OR R	C, B, OR T	21-30

** (C)aucasian, (B)rown or (T)an.

**CELSUS, CELSUS iVT, ODYSSEY
K2, TRIBUTE, TERRAIN iW**



Sandal toe

OD iQ

S

SIDE	SHELL COLOR**	SIZE
L OR R	C, B, T OR J	23-30

** (C)aucasian, (B)rown, (T)an, or (J)et Black.

ODYSSEY iQ



Sandal toe

SC

S

SIDE	SHELL COLOR**	SIZE***
L OR R	C, B, OR T	13-22

** (C)aucasian, (B)rown, or (T)an. ***Available Size-Up Footshell Sizes are: 1314, 1415, 1617, 1718, 1920, 2021, 2122.

SCOUT



Sandal toe

TP

S

SIDE	SHELL COLOR**	SIZE
L OR R	C, B, OR T	16-21

** (C)aucasian, (B)rown, or (T)an.

TRUPER



Regular toe

TS

S

SIDE	SHELL COLOR**	SIZE	WIDTH†
L OR R	C, B, T, OR J	22-31	N OR W

** (C)aucasian, (B)rown, (T)an or (J)et Black.
†Wide shell only available in 24-31cm.

TRUSTEP



Regular toe

V

S

SIDE	SHELL COLOR**	SIZE	WIDTH†
L OR R	C, B, T, OR J	21-30	N OR W

** (C)aucasian, (B)rown, (T)an or (J)et Black.
†Wide shell only available in 24-31cm.

**SOLEUS, VENTURE,
TRIBUTE, VELOCITY**

LINERS

college park
STERLING

Senior Uniform 18

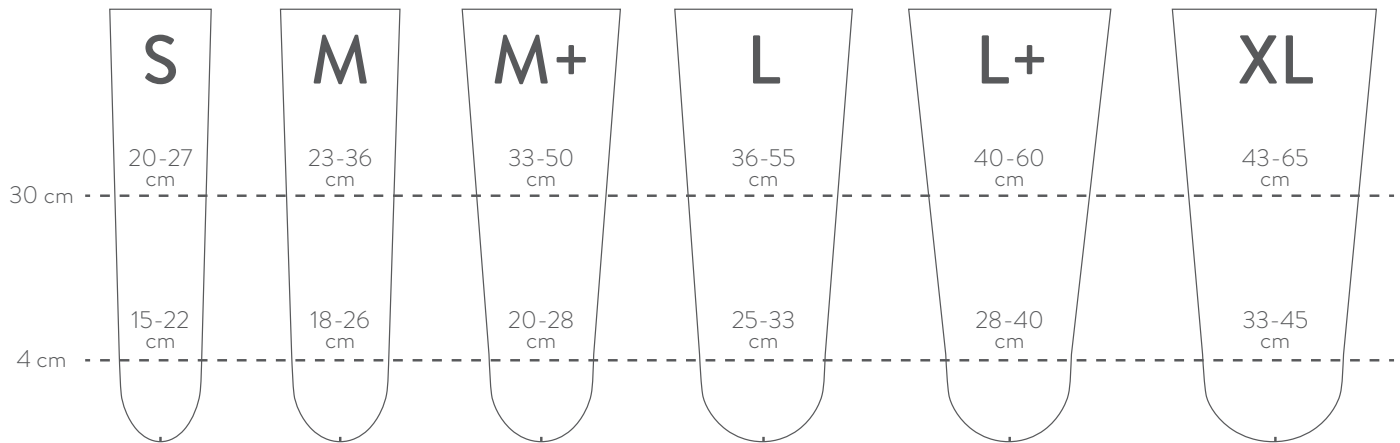
REF SLK G6L UM

LOT 424 CE MD

STERLING™ LINER



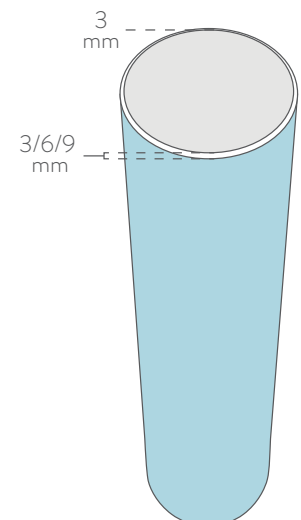
The College Park Sterling is a seamless TPE gel liner designed to conform to the patient's limb to provide optimal comfort. The Thermoplastic Elastomer (TPE) gel can accommodate limb irregularities. This durable liner can be easy to don and doff with an optimal TPE surface. It features a soft, extra thick distal pad which may improve user comfort, protect sensitive distal ends, and conform to irregular distal shapes.



STERLING LINER PART NUMBER

SLK	G	THICKNESS*	TYPE**	U	SIZE*	QUANTITY
		3,6 OR 9	L OR C		S-XL	1 OR 2

*See charts above. Pin (L)ock or (C)ushion.



STERLING™ GEL SLEEVE



The new Sterling sleeve features Thermoplastic Elastomer (TPE) Gel, which uses body heat to mold to a user's limb for a near-custom fit. It features a seamless textile to help prevent snagging, with a thicker middle section for durability.


PART NUMBER	DESCRIPTION
SGS 3541	Sterling Suspension Sleeve, Size 35-41 cm
SGS 4149	Sterling Suspension Sleeve, Size 41-49 cm
SGS 4955	Sterling Suspension Sleeve, Size 49-55 cm
SGS 5562	Sterling Suspension Sleeve, Size 55-62 cm
SGS 6276	Sterling Suspension Sleeve, Size 62-76 cm

TO DETERMINE THE CORRECT SIZE:

Measure the circumference of the residual limb 15 cm above mid-patella and choose the corresponding device size. See the sizing chart below.

SIZE	MEASUREMENT (CM)
35	35-41 cm
41	41-49 cm
49	49-55 cm
55	55-62 cm
62	62-76 cm

LOCKING SYSTEMS



C100 *cylindrical shuttle lock*



The College Park C100 cylindrical shuttle lock is made from a high-strength durable nylon and used as a traditional lock system for lower limb prosthesis users. Retrofitable with similar shuttle locks, the C100 is lightweight, secure, and the push pin can easily be cut to the appropriate length for the prosthesis. The C100 lock is rated to 300 lbs with a 2-year warranty and comes with two ratchet plunger pins.

C100 PART NUMBER

C100 SLK

PIN SIZE

SEE CHART

PIN SIZES	
XS	5/8 in
S	1 in
STD	1.5 in
L	2 in
XL	2.5 in

INCLUDED

C100 Shuttle Lock, 2 ratchet plunger pins (indicate size), 4 M6 x 25mm fasteners and push pin kit.

TECHNICAL SPECIFICATIONS

FUNCTION	Suspension	WARRANTY	2 years
PIN SIZES	XS, S, STD, L, XL	WEIGHT	88 g (with pin)
MOUNTING	4-hole adapter	BUILD HEIGHT	0.95 in
WEIGHT LIMIT	300 lbs	L-CODE*	L5672

*The listing of codes with these products should not be construed as a guarantee for coverage or payment. Ultimate responsibility for the coding of services/products rests with the individual practitioner.






ADDITIONAL HARDWARE	PART NUMBER	DESCRIPTION	ADDITIONAL INFORMATION
	RP XS	Shuttle Lock Ratchet Pin 2 pk, 5/8"	Additional pair of ratchet pins
	RP S	Shuttle Lock Ratchet Pin 2 pk, 1"	
	RP STD	Shuttle Lock Ratchet Pin 2 pk, 1.5"	
	RP L	Shuttle Lock Ratchet Pin 2 pk, 2"	

ADDITIONAL HARDWARE	PART NUMBER	DESCRIPTION	ADDITIONAL INFORMATION
	RP XL	Shuttle Lock Ratchet Pin 2 pk, 2.5"	Additional pair of ratchet pins
	C100 SLK FAB	C100 Shuttle Lock Fabrication Kit	Kit for assistance with building socket for C100 Shuttle Lock.
	SL PPK	Shuttle Lock Push Pin Kit	Replacement push pin for C100 Shuttle Lock
	SL FRK	Shuttle Lock Fabrication Refill Kit	
	4HFK 25	M6 x 25mm Fasteners, Qty 4	

KNEES



KNEE GUIDE

	FEATURE	KNEE	WEIGHT LIMIT (lbs)	FLEXION RANGE	OVERALL HEIGHT (in)	WEIGHT* (g)	L-CODE(S)**
K2	 POLYCENTRIC	AURA	300	135°	6.3	665	L5611 L5845 L5850 L5925
	 FRICTION BRAKE	GUARDIAN	275	145°	5.2	533	L5812 L5845 L5850 L5925
K3	 PNEUMATIC	VICTOR	275	145°	8.0	710	L5822 L5845 L5850
	 HYDRAULIC	CAPITAL	330	130°	9.0	1,010 g (Pylon Receiver) 1,020 g (Pyramid)	L5828 L5845 L5850 L5925
K2-4	 MICROPROCESSOR	ICON	330	130°	10.5	1,530	L5828 L5845 L5848 L5850 L5856 L5925

SIMPLE 4 MM ADJUSTMENTS | PUSH-BUTTON LOCK | FULLY WATERPROOF




The Aura polycentric knee was designed to offer stability and relief to low-impact users. Featuring a unique push-button lock and simple 4mm adjustments, the waterproof Aura goes beyond mere physical support. It can open doors for mobility goals and newfound peace of mind.

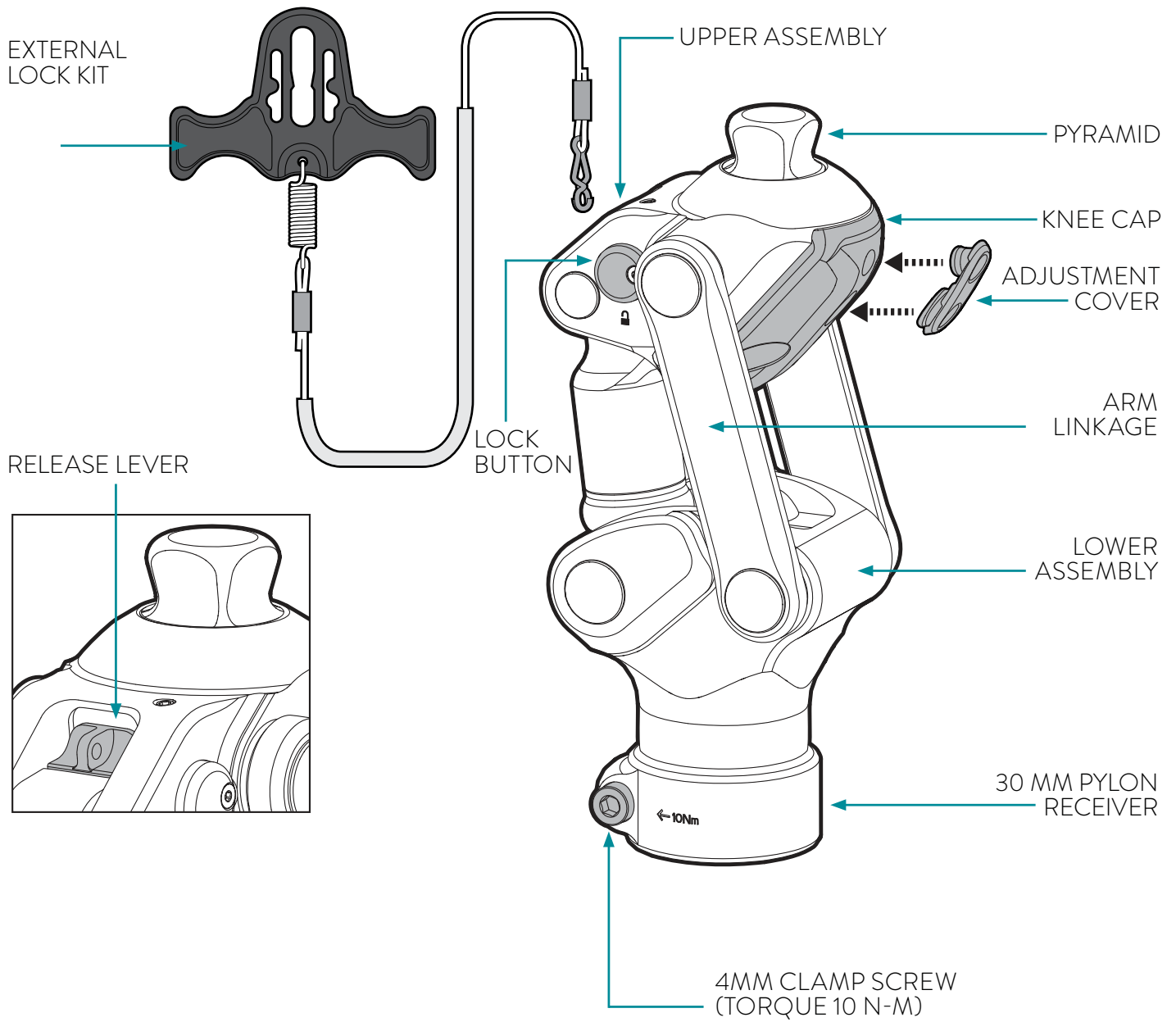
AURA PART NUMBER

APKA 150

TECHNICAL SPECIFICATIONS

MATERIAL	Aluminum
DISTAL ATTACHMENT	30mm Pylon Receiver
FLEXION RANGE	135°
WEIGHT	665 g
WEIGHT LIMIT	300 lbs
WARRANTY	2 years
DOMES TO KNEE CENTER	0.65 in
OVERALL HEIGHT	6.3 in
L-CODES*	L5611, L5845, L5850, L5925
WATER CAPABILITY  Waterproof	

*The listing of codes with these products should not be construed as a guarantee for coverage or payment. Ultimate responsibility for the coding of services/products rests with the individual practitioner.



RECOMMENDED ADAPTERS	PART NUMBER	DESCRIPTION
	TA T250 30	250 mm Low-Profile Tube Adapter, 30 mm diameter, Titanium
	TA T430 30	430 mm Low-Profile Tube Adapter, 30 mm diameter, Titanium
	TC T 30	Tube Clamp, 30 mm diameter, Titanium
	3PA R	3-Prong anchor, rotatable
	LPTC T	Low Profile Threaded Connector, Ti

HARDWARE/TOOLS	PART NUMBER	DESCRIPTION
	CP HK 4	Hex Key, 4mm
	CP KELK	Knee External Lock Kit (included with knee)
	CP LK	Lanyard Kit (included with knee)
	CP KCK	Aura Kneecap Replacement Kit

EASY MODE SELECTION | SIMPLE ADJUSTMENTS | WATERPROOF IN FRESH WATER



The single-axis Capital hydraulic knee is easy to use for both patients and clinicians. Featuring smooth and responsive hydraulics during both swing and stance phase, this knee was designed to effortlessly accommodate the variable gait of the user. Durable, sleek, and waterproof in fresh water, the Capital is handmade in America with care. This knee also features easy mode selection, stumble assist technology, and standard 4mm adjustments for simple set up. It is a strong, reliable solution for moderate to high activity users.

CAPITAL PART NUMBER

CHKA

COLOR*	DISTAL ATTACHMENT**
G, J, R OR W	300 OR 350

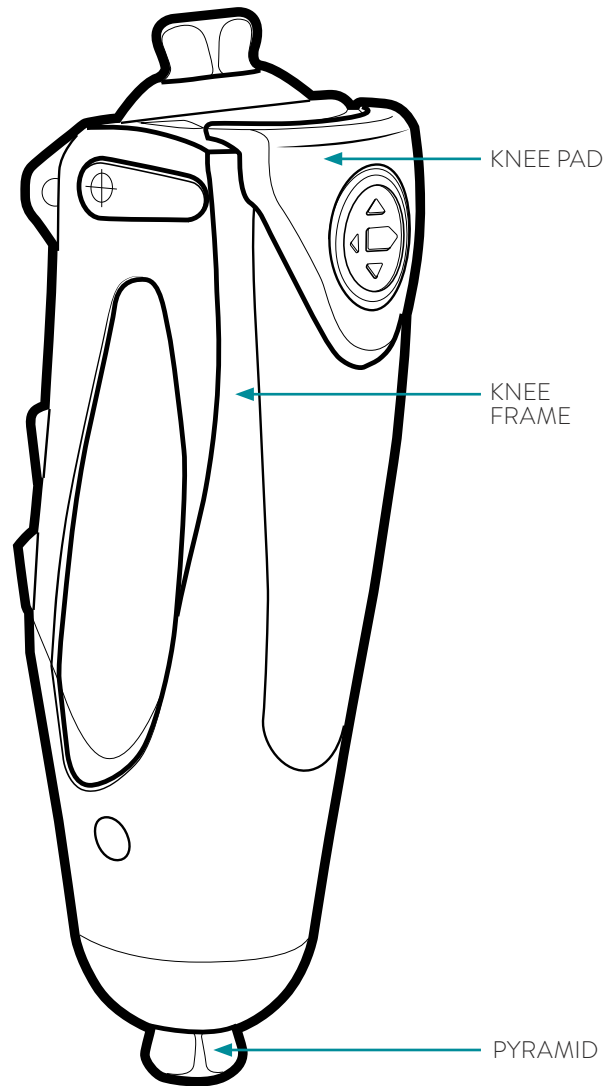
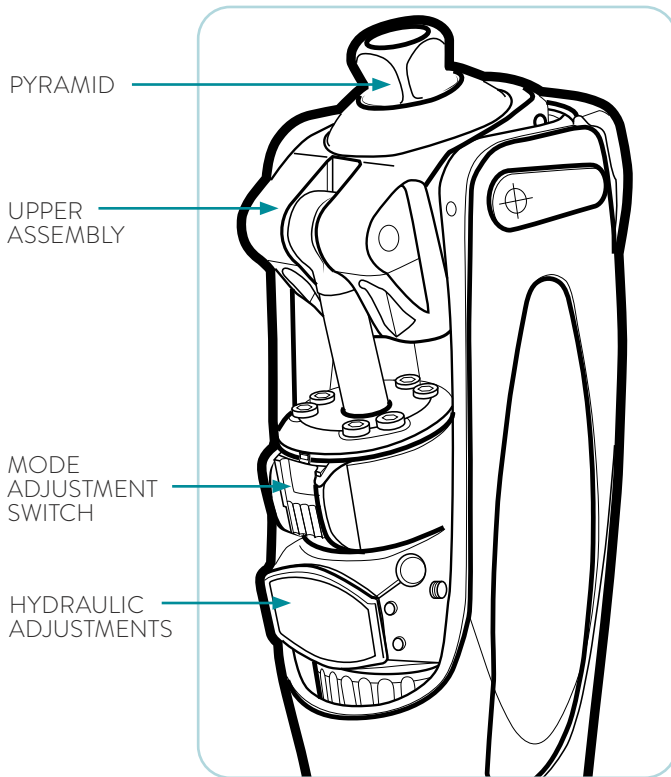
*(G)rey, (J)et Black, (R)ed, or (W)hite.



** (300) 34 mm Pylon Receiver, (350) Pyramid




TECHNICAL SPECIFICATIONS


MATERIAL	Aluminum
DISTAL ATTACHMENT	34mm Pylon Receiver or Pyramid
FLEXION RANGE	130°
WEIGHT	1010 g (Pylon Receiver) 1020 g (Pyramid)
WEIGHT LIMIT	330 lbs
WARRANTY	2 years
DOME TO KNEE CENTER	0.67 in
OVERALL HEIGHT	9.0 in
L-CODES*	L5828, L5845, L5850, L5925
WATER CAPABILITY  Waterproof in Fresh Water	

*The listing of codes with these products should not be construed as a guarantee for coverage or payment. Ultimate responsibility for the coding of services/products rests with the individual practitioner.



RECOMMENDED ADAPTERS (34 MM PYLON RECEIVER)		
	PART NUMBER	DESCRIPTION
	TA S250 34	250 mm Low-Profile Tube Adapter, 34 mm diameter, Stainless Steel
	TA S450 34	450 mm Low-Profile Tube Adapter, 34 mm diameter, Stainless Steel

RECOMMENDED ADAPTERS (PYRAMID)		
	PART NUMBER	DESCRIPTION
	TA T250 30	250 mm Low-Profile Tube Adapter, 30 mm diameter, Titanium
	TA T430 30	430 mm Low-Profile Tube Adapter, 30 mm diameter, Titanium
	TCT 30	Tube Clamp, 30 mm diameter, Titanium

HARDWARE/TOOLS	PART NUMBER	DESCRIPTION
	CP AJ	Knee Adjustment Cover
	CP KTCS 20	Knee Tube Clamp Screw, M5 x 20mm
	CP HK 4	Hex Key, 4mm

REPLACEMENT PARTS	PART NUMBER	DESCRIPTION
	CP CRK	Cylinder Replacement Kit
	CP KPJ	Knee Pad Replacement Kit, Jet Black
	CP KPW	Knee Pad Replacement Kit, White
	CP KPG	Knee Pad Replacement Kit, Gray
	CP KPR	Knee Pad Replacement Kit, Red
	CP LCJ	Knee Lower Cover Replacement Kit, Jet Black
	CP LCW	Knee Lower Cover Replacement Kit, White
	CP LCG	Knee Lower Cover Replacement Kit, Gray
	CP LCR	Knee Lower Cover Replacement Kit, Red



COLLEGE PARK

GUARDIAN™

friction-brake knee



EASY ADJUSTMENTS | USER-FRIENDLY LOCK | STANCE FLEXION




This lightweight, mechanical knee features a friction brake for stance control, stance flexion, and extension assist. It's best suited as a rehabilitation tool for new patients or permanent solution for low-impact users. With a newly designed internal locking mechanism and adjustable toe load sensitivity, patients may find it much easier to lock and unlock. To enhance the sleek look and efficient function, our engineers removed the levers from either side of the knee. All adjustments are now streamlined and internalized!

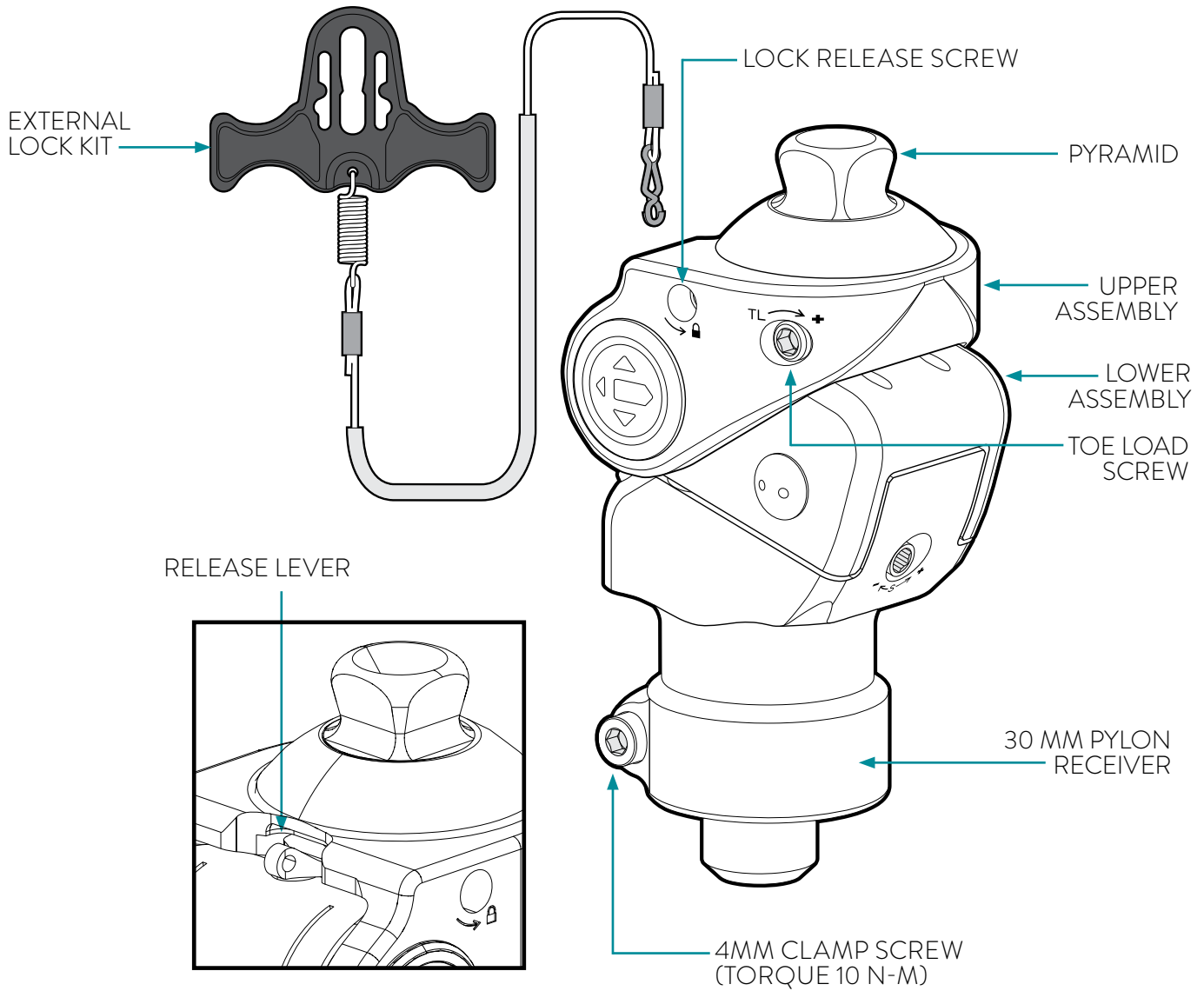
GUARDIAN PART NUMBER

GFKA 120

TECHNICAL SPECIFICATIONS

MATERIAL	Aluminum
DISTAL ATTACHMENT	30 mm Pylon Receiver
FLEXION RANGE	145°
WEIGHT	533 g
WEIGHT LIMIT	275 lbs
WARRANTY	2 years
DOMES TO KNEE CENTER	1.02 in
OVERALL HEIGHT	5.2 in
L-CODES*	L5812, L5845, L5850, L5925
WATER CAPABILITY	
 Weatherproof	

*The listing of codes with these products should not be construed as a guarantee for coverage or payment. Ultimate responsibility for the coding of services/products rests with the individual practitioner.



HARDWARE/TOOLS	PART NUMBER	DESCRIPTION
	CP HK 4	Hex Key, 4mm
	CP KELK	Knee External Lock Kit (included with knee)
	CP LK	Lanyard Kit (included with knee)

USER-FRIENDLY DESIGN | STREAMLINED SETUP PROCESS | RESPONSES IN REAL TIME




The Icon microprocessor knee offers a user-friendly experience for patients and clinicians. Featuring responsive sensors, streamlined setup, and the intuitive Stride Studio app, this dynamic knee was designed to enhance user confidence and trust. Clinicians can easily access all adjustments, custom modes, and more in their version of Stride Studio. With the Stance iQ function, the knee locks within 5-45° after two seconds, preventing flexion while standing. This feature may offer enhanced stability, equal bilateral limb loading, and improved comfort. The Icon has no service requirement with College Park’s remote updates and unique warranty process. Our engineers have developed patented technology to put the Icon in a league of its own—improving angular accuracy, response time, and weight savings. Equipped with a long-lasting battery and IP68 rating, the Icon is the versatile solution for moderate to high activity users.

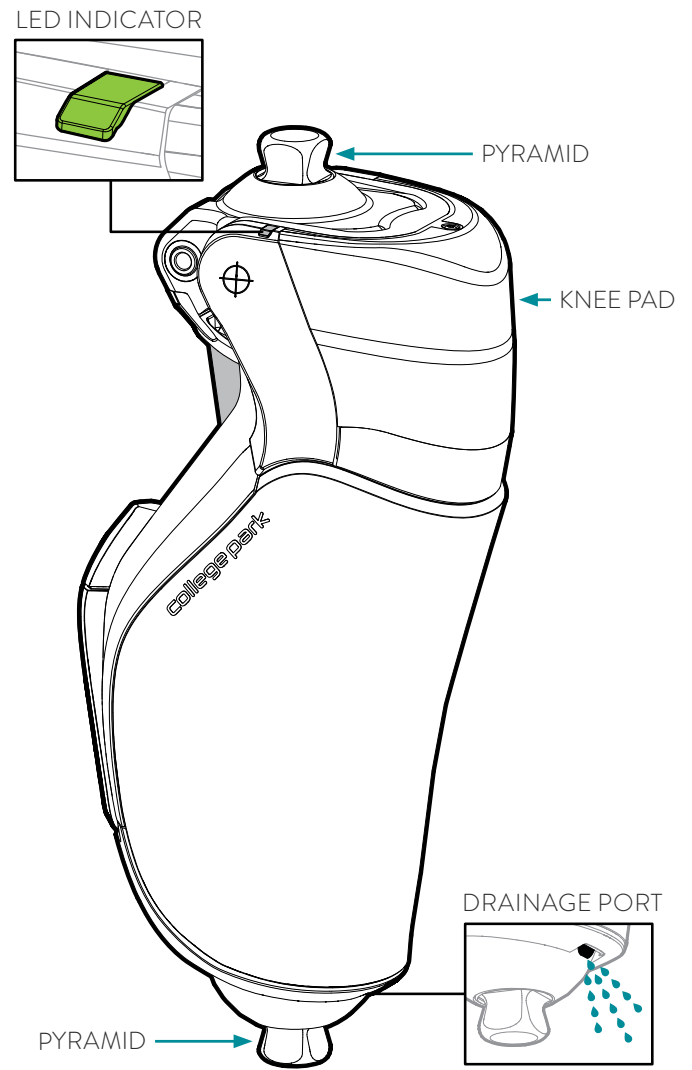
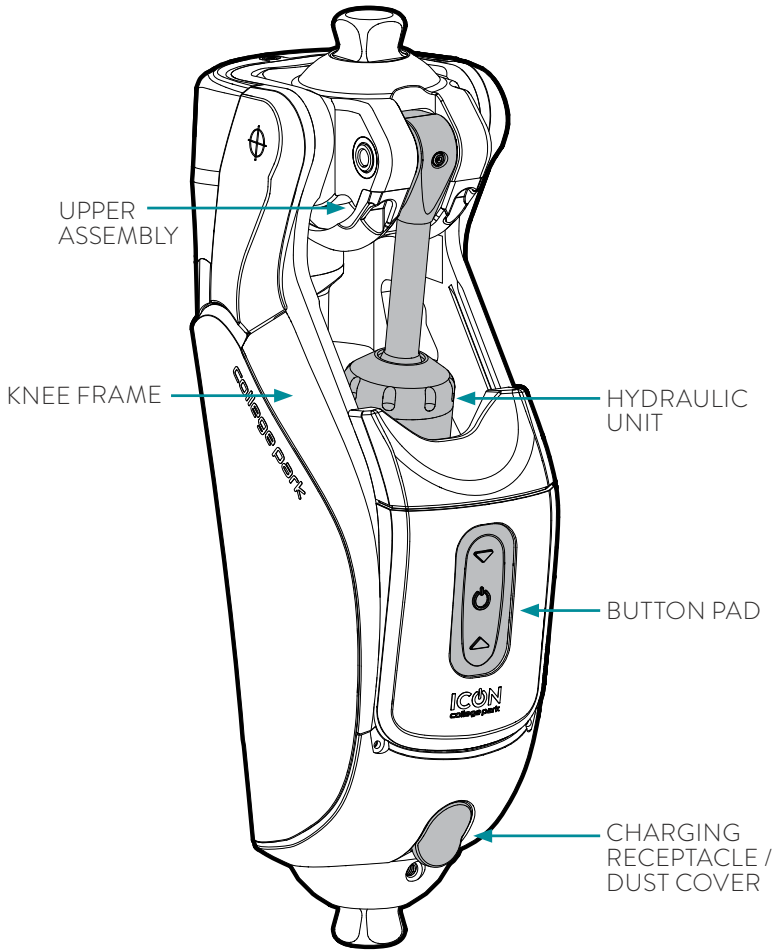
ICON PART NUMBER

IC MPKA 1000

TECHNICAL SPECIFICATIONS

DISTAL ATTACHMENT	Pyramid
FLEXION RANGE	130°
WEIGHT	1,530 g
WEIGHT LIMIT	330 lbs
WARRANTY	3 years
DOMES TO KNEE CENTER	0.67 in
OVERALL HEIGHT	10.5 in
L-CODES*	L5828, L5845, L5848, L5850, L5856, L5925
WATER CAPABILITY  Waterproof in Fresh Water	

*The listing of codes with these products should not be construed as a guarantee for coverage or payment. Ultimate responsibility for the coding of services/products rests with the individual practitioner.



REPLACEMENT PARTS	PART NUMBER	DESCRIPTION
	IC WAR3	Icon Microprocessor Knee 3 Year Extended Warranty
	IC KPK	Icon Knee Pad Replacement Kit
	IC BATT	Icon Knee Replacement Battery
	IC CHG US	Icon Knee Charging Kit, US
	IC CHG G	Icon Knee Charging Kit, Global
	IC CB US	Icon Knee Charging Blade, US
	IC CB G	Icon and Odyssey iQ Knee Charging Blade Kit, Global

HARDWARE/TOOLS	PART NUMBER	DESCRIPTION
	CP HK 4	Hex Key, 4mm

RECOMMENDED ADAPTERS	PART NUMBER	DESCRIPTION
	TA T250 30	250 mm Low-Profile Tube Adapter, 30 mm diameter, Titanium
	TA T430 30	430 mm Low-Profile Tube Adapter, 30 mm diameter, Titanium
	TCT 30	Tube Clamp, 30 mm diameter, Titanium
	3PA R	3-Prong anchor, rotatable
	LPTC T	Low Profile Threaded Connector, Ti

EASY ADJUSTMENTS | VARIABLE CADENCE | STANCE FLEXION




Step victoriously. The Victor knee is a single axis, pneumatic knee joint featuring a friction brake to control stance phase. This knee is an ideal solution for low to moderate activity users, as it can adjust to accommodate both slow and fast paced walking. It also works well for patients looking to increase their activity level after rehabilitation. The Victor is a safe, economical option that was created to instill confidence in patients.

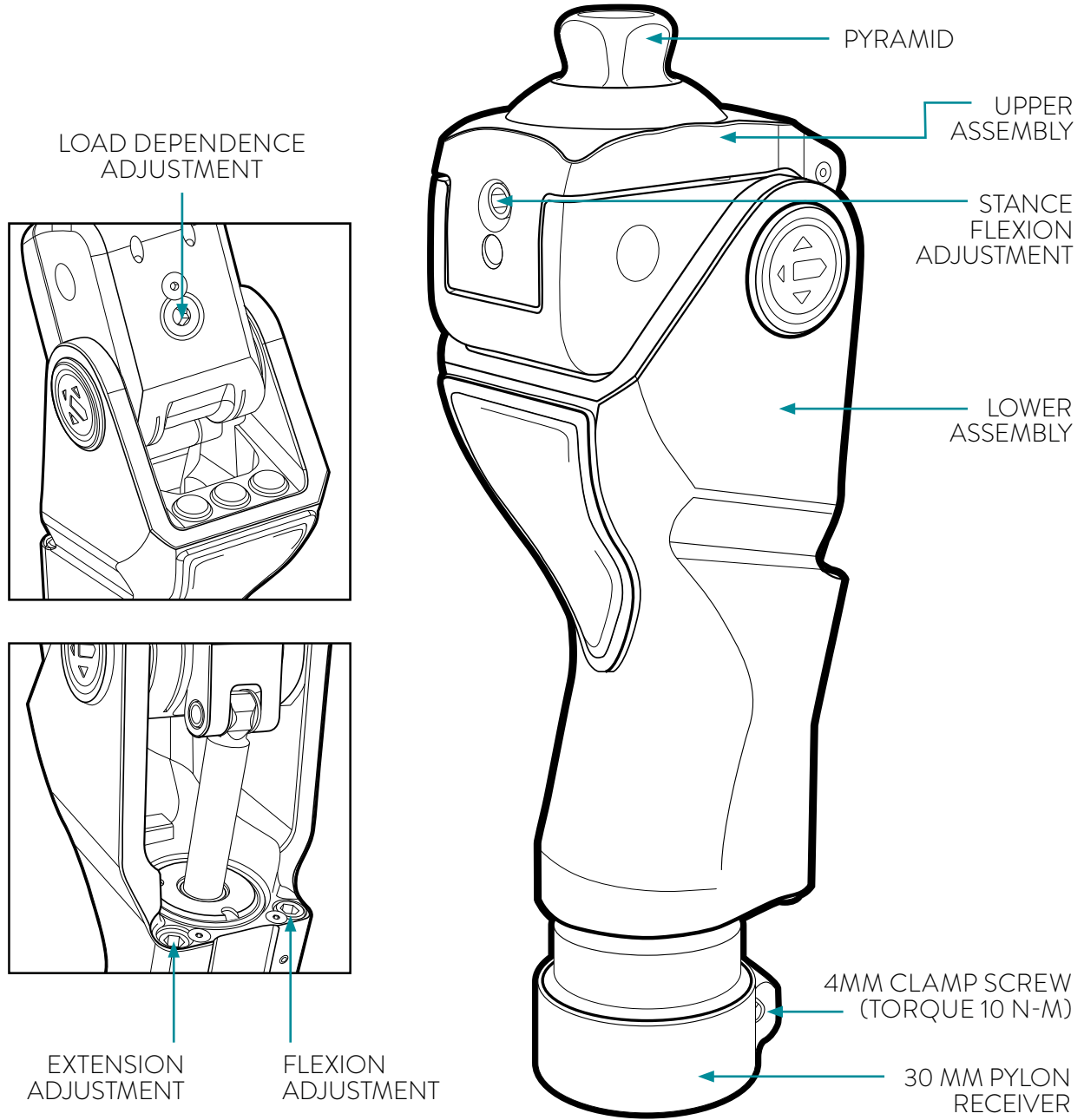
VICTOR PART NUMBER



VPKA 200

TECHNICAL SPECIFICATIONS

MATERIAL	Aluminum
DISTAL ATTACHMENT	30mm Pylon Receiver
FLEXION RANGE	145°
WEIGHT	710 g
WEIGHT LIMIT	275 lbs
WARRANTY	2 years
DOMES TO KNEE CENTER	1.1 in
OVERALL HEIGHT	8.0 in
L-CODES*	L5822, L5845, L5850
WATER CAPABILITY  Weatherproof	

*The listing of codes with these products should not be construed as a guarantee for coverage or payment. Ultimate responsibility for the coding of services/products rests with the individual practitioner.



HARDWARE/TOOLS	PART NUMBER	DESCRIPTION
	CP HK 4	Hex Key, 4mm
	CP KSB	Knee Stop Bumper Replacement Kit

ENDOSKELETAL COMPONENTS













TITANIUM *components*

MATERIAL
TITANIUM

WEIGHT LIMIT
300 lbs




COMPONENT	BUILD HEIGHT	WEIGHT	PART NUMBER
 WATERPROOF TUBE ADAPTER 250 mm 30 mm diameter Titanium (receiver), Aluminum (tube)	95 mm (min)	255 g (max)	TA WT250 30
 WATERPROOF TUBE ADAPTER 430 mm 30 mm diameter Titanium (receiver), Aluminum (tube)	95 mm (min)	390 g (max)	TA WT430 30
 TUBE CLAMP 30 mm diameter	51 mm	82 g	TC T 30
 DOUBLE ENDED ADAPTER 35 mm	35 mm	95 g	DR T35
 DOUBLE ENDED ADAPTER 45 mm	45 mm	110 g	DR T45
 DOUBLE ENDED ADAPTER 60 mm	60 mm	123 g	DR T60
 DOUBLE ENDED ADAPTER 75 mm	75 mm	136 g	DR T75



COMPONENT	BUILD HEIGHT	WEIGHT	PART NUMBER
 LOW-PROFILE TUBE ADAPTER 250 mm 30 mm diameter	57 mm (min)	221 g (max)	TA T250 30
 LOW-PROFILE TUBE ADAPTER 430 mm 30 mm diameter	57 mm (min)	337 g (max)	TA T430 30
 4-HOLE PYRAMID RECEIVER Standard	17 mm	64 g	4HPR T
 4-HOLE PYRAMID RECEIVER Rotatable	19 mm	90 g	4HPRR T
 4-HOLE PYRAMID ADAPTER Standard	7 mm	46 g	4HPA T
 4-HOLE PYRAMID ADAPTER Rotatable	9.5 mm	77 g	4HPAR T
 4-HOLE PYRAMID OFFSET Axial	7 mm	55 g	4HPA AOT
 4-HOLE PYRAMID OFFSET Diagonal	7 mm	64 g	4HPA DOT
 4-HOLE PYRAMID ADAPTER w/Pin-Lock Hole	7 mm	44 g	4HPH T
 4-HOLE PYRAMID ADAPTER w/Pin-Lock Hole Rotatable	7 mm	74 g	4HPHR T

HEAVY DUTY *components*

MATERIAL
STAINLESS STEEL

WEIGHT LIMIT
400 lbs




COMPONENT	BUILD HEIGHT	WEIGHT	PART NUMBER
 LOW-PROFILE TUBE ADAPTER 250 mm 34 mm diameter	57 mm (min)	302 g (max)	TA S250 34
 LOW-PROFILE TUBE ADAPTER 430 mm 34 mm diameter	57 mm (min)	425 g (max)	TA S430 34
 TUBE CLAMP 34 mm diameter	55 mm	146 g	TC S 34



COMPONENT	BUILD HEIGHT	WEIGHT	PART NUMBER
 4-HOLE PYRAMID ADAPTER Standard	7 mm	118 g	4HPA S
 4-HOLE PYRAMID RECEIVER Standard	17 mm	75 g	4HPR S

ECONOMY *components*

MATERIAL
STAINLESS STEEL

WEIGHT LIMIT
300 lbs

COMPONENT	BUILD HEIGHT	WEIGHT	PART NUMBER
 LOW-PROFILE TUBE ADAPTER 250 mm 30 mm diameter	57 mm <i>(min)</i>	303 g <i>(max)</i>	TA S250 30
 LOW-PROFILE TUBE ADAPTER 430 mm 30 mm diameter	57 mm <i>(min)</i>	418 g <i>(max)</i>	TA S430 30
 TUBE CLAMP 30 mm diameter	51 mm	140 g	TC S 30





COMPONENT	BUILD HEIGHT	WEIGHT	PART NUMBER
 4-HOLE PYRAMID ADAPTER* Standard	7 mm	118 g	4HPA S
 4-HOLE PYRAMID RECEIVER* Standard	17 mm	75 g	4HPR S

*400 lb weight limit (181 kg)





PEDIATRIC *components*

MATERIAL
TITANIUM

WEIGHT LIMIT
up to 165 lbs

COMPONENT	BUILD HEIGHT	WEIGHT	PART NUMBER
 LOW-PROFILE TUBE ADAPTER* 300 mm, 22 mm diameter	47 mm <i>(min)</i>	169 g <i>(max)</i>	TA T300 22
 TUBE CLAMP* 22 mm diameter	39 mm	46 g	TC T 22
 LOW-PROFILE TUBE ADAPTER 300 mm, 25 mm diameter	47 mm <i>(min)</i>	209 g <i>(max)</i>	TA T300 25
 TUBE CLAMP 25 mm diameter	39 mm	45 g	TC T 25


*132 lb weight limit (60 kg)


COMPONENT	BUILD HEIGHT	WEIGHT	PART NUMBER
 4-HOLE PYRAMID RECEIVER Standard	15 mm	44 g	4HPR TP
 4-HOLE PYRAMID RECEIVER Rotatable	16 mm	50 g	4HPRR TP
 4-HOLE PYRAMID ADAPTER Standard	8 mm	36 g	4HPA TP
 4-HOLE PYRAMID ADAPTER Rotatable	9 mm	56 g	4HPAR TP

GERIATRIC *components*

MATERIAL
TITANIUM

WEIGHT LIMIT
165 lbs

COMPONENT	BUILD HEIGHT	WEIGHT	PART NUMBER
 LOW-PROFILE TUBE ADAPTER 300 mm 25 mm diameter with 30 mm adult receiver	52 mm <i>(min)</i>	242 g <i>(max)</i>	TA T300 2530

COMPONENT	BUILD HEIGHT	WEIGHT	PART NUMBER
 TUBE CLAMP 25 mm diameter with 30 mm adult receiver	45 mm	83 g	TC T 2530

COMPONENT KITS

TITANIUM
ECONOMY
HEAVY DUTY

PEDIATRIC
GERIATRIC

TITANIUM KITS	INCLUDED COMPONENTS	PART NO.
TRANSTIBIAL KIT W/ PYRAMID ADAPTER Titanium	<ul style="list-style-type: none"> • 30 mm Tube Adapter, 250mm • 30 mm Tube Clamp • 4-hole pyramid adapter 	TI TTK PA
TRANSTIBIAL KIT W/ PYRAMID ADAPTER WITH PIN-LOCK HOLE Titanium	<ul style="list-style-type: none"> • 30 mm Tube Adapter, 250mm • 30 mm Tube Clamp • 4-hole pyramid adapter (w/pin-lock hole) 	TI TTK PAH

TITANIUM KITS	INCLUDED COMPONENTS	PART NO.
TRANSFEMORAL KIT W/ PYRAMID ADAPTER Titanium	<ul style="list-style-type: none"> • 30 mm Tube Adapter, 430mm • 30 mm Tube Clamp • 4-hole pyramid adapter 	TI TFK PA
TRANSFEMORAL KIT W/ PYRAMID ADAPTER WITH PIN-LOCK HOLE Titanium	<ul style="list-style-type: none"> • 30 mm Tube Adapter, 430mm • 30 mm Tube Clamp • 4-hole pyramid adapter (w/pin-lock hole) 	TI TFK PAH

ECONOMY KITS	INCLUDED COMPONENTS	PART NO.
TRANSTIBIAL KIT W/ PYRAMID ADAPTER Stainless Steel	<ul style="list-style-type: none"> • 30 mm Tube Adapter, 250mm • 30 mm Tube Clamp • 4-hole pyramid adapter 	SS TTK PA
TRANSFEMORAL KIT W/ PYRAMID ADAPTER Stainless Steel	<ul style="list-style-type: none"> • 30 mm Tube Adapter, 430mm • 30 mm Tube Clamp • 4-hole pyramid adapter 	SS TFK PA

HEAVY DUTY KITS	INCLUDED COMPONENTS	PART NO.
TRANSTIBIAL KIT W/ PYRAMID ADAPTER Stainless Steel	<ul style="list-style-type: none"> • 34 mm Tube Adapter, 250mm • 34 mm Tube Clamp • 4-hole pyramid adapter 	HD TTK PA
TRANSFEMORAL KIT W/ PYRAMID ADAPTER Stainless Steel	<ul style="list-style-type: none"> • 34 mm Tube Adapter, 430mm • 34 mm Tube Clamp • 4-hole pyramid adapter 	HD TFK PA




PEDIATRIC/GERIATRIC KITS	INCLUDED COMPONENTS	PART NO.
22mm KIT W/ PEDIATRIC PYRAMID ADAPTER Titanium	<ul style="list-style-type: none"> • 22 mm Tube Adapter, 300 mm • 22 mm Tube Clamp • 4-hole pyramid adapter (pediatric) 	22K PAP
25mm KIT W/ PEDIATRIC PYRAMID ADAPTER Titanium	<ul style="list-style-type: none"> • 25 mm Tube Adapter, 300mm • 25 mm Tube Clamp • 4-hole pyramid adapter (pediatric) 	25K PAP




PEDIATRIC/GERIATRIC KITS	INCLUDED COMPONENTS	PART NO.
25-30mm KIT W/ PEDIATRIC PYRAMID ADAPTER Titanium	<ul style="list-style-type: none"> • 25-30 mm Tube Adapter, 300 mm • 25-30 mm Tube Clamp • 4-hole pyramid adapter (pediatric) 	2530K PAP
25-30mm KIT W/ ADULT PYRAMID ADAPTER Titanium	<ul style="list-style-type: none"> • 25-30 mm Tube Adapter, 300 mm • 25-30 mm Tube Clamp • 4-hole pyramid adapter (adult) 	2530K PA

TORSION *adapters*

MATERIAL
MULTI

WEIGHT LIMIT
up to 330 lbs

COMPONENT	BUILD HEIGHT	WEIGHT	PART NUMBER
 TORSION ADAPTER, PYRAMID ADAPTER TO PYRAMID RECEIVER Titanium	43 mm	393 g	TOR PAPR T
 TORSION ADAPTER, TUBE CLAMP TO PYRAMID RECEIVER Stainless Steel	47 mm	432 g	TOR TCPRT
 TORSION ADAPTER, 30MM TUBE ADAPTER, TI, 275MM Titanium (receiver), Aluminum (tube)	83 mm (min)	567 g	TOR T275 30










COMPONENT	BUILD HEIGHT	WEIGHT	PART NUMBER
 TORSION ADAPTER, 30MM TUBE ADAPTER, TI, 455MM Titanium (receiver), Aluminum (tube)	83 mm (min)	670 g	TOR T455 30
 TORSION ADAPTER, 34MM TUBE ADAPTER, TI, 275MM Titanium (receiver), Aluminum (tube)	75 mm (min)	569 g	TOR T275 34
 TORSION ADAPTER, 34MM TUBE ADAPTER, TI, 455MM Titanium (receiver), Aluminum (tube)	75 mm (min)	685 g	TOR T455 34

LAMINATION adapters

MATERIAL
MULTI

WEIGHT LIMIT
300-365 lbs





COMPONENT	BUILD HEIGHT	WEIGHT	PART NUMBER
 4-EAR SOCKET ADAPTER W/ PIN LOCK HOLE Titanium	5.7 mm	55.2 g	4ESAH T
 4-EAR SOCKET ADAPTER, W/ PIN LOCK HOLE Stainless Steel	5.7 mm	96.5 g	4ESAH S
 THREADED ADAPTER W/PIN LOCK HOLE Titanium	3.2 mm	38 g	TAH T
 THREADED ADAPTER W/PIN LOCK HOLE Stainless Steel	3.2 mm	66.4 g	TAH S
 THREADED RECEIVER Titanium	13.2 mm	36.8 g	TR T
 THREADED RECEIVER Stainless Steel	13.2 mm	64.5 g	TR S
 3-PRONG ANCHOR, ROTATABLE Stainless Steel	8 mm	124 g	3PA R
 4-PRONG ANCHOR, ROTATABLE Stainless Steel	8 mm	158 g	4PA R





COMPONENT	BUILD HEIGHT	WEIGHT	PART NUMBER
 4-HOLE PLATE, SQUARE THREADED Aluminum	6.4 mm	36 g	4HLP STA
 4-HOLE PLATE, ROUND, THREADED, TIE GROOVE Aluminum	9.7 mm	59 g	4HLP RTGA
 4-HOLE PLATE, ROUND, TIE GROOVE Aluminum	9.7 mm	62 g	4HLP RGA
 4-HOLE PLATE, ROUND, THREADED Aluminum	6.4 mm	54 g	4HLP RTA
 4-HOLE PLATE, SQUARE Aluminum	6.4 mm	40 g	4HLP A
 4-HOLE PLATE, ROUND, HEAVY DUTY Titanium	6.4 mm	36 g	4HLP RHD T
 4-HOLE PLATE, ROUND, HEAVY DUTY Stainless Steel	6.4 mm	68 g	4HLP RHD S
 4-HOLE PLATE, SQUARE, PEDIATRIC Aluminum	6.4 mm	31 g	4HLP AP
 LOW PROFILE THREADED CONNECTOR Titanium	N/A	33 g	LPTC T

LAMINATION kits

MATERIAL
MULTI

WEIGHT LIMIT
300 lbs



KIT	BUILD HEIGHT	WEIGHT	PART NUMBER
 3 PRONG ANCHOR, ADAPTER W/PIN LOCK HOLE, ROTATABLE Titanium	11.2 mm	162 g	3PA AHR T
 3 PRONG ANCHOR W/ RECEIVER, ROTATABLE Titanium	21.2 mm	160 g	3PA RR T
 4 PRONG ANCHOR, ADAPTER W/PIN LOCK HOLE, ROTATABLE Titanium	11.2 mm	196 g	4PA AHR T
 4 PRONG ANCHOR W/ RECEIVER, ROTATABLE Titanium	21.2 mm	195 g	4PA RR T




KIT	BUILD HEIGHT	WEIGHT	PART NUMBER
 3 PRONG ANCHOR, ADAPTER W/PIN LOCK HOLE, ROTATABLE Stainless Steel	11.2 mm	190 g	3PA AHR S
 3 PRONG ANCHOR W/ RECEIVER, ROTATABLE Stainless Steel	21.2 mm	188 g	3PA RR S
 4 PRONG ANCHOR, ADAPTER W/PIN LOCK HOLE, ROTATABLE Stainless Steel	11.2 mm	224 g	4PA AHR S
 4 PRONG ANCHOR W/ RECEIVER, ROTATABLE Stainless Steel	21.2 mm	223 g	4PA RR S

LAMINATION *additional parts*

MATERIAL
MULTI

WEIGHT LIMIT
MULTI



COMPONENT	WEIGHT	PART NUMBER
 LAMINATION CAP FOR 4-EAR SOCKET ADAPTER Polyurethane	17.7 g	LC
 LAMINATION PLUG FOR 3/4"16 THREADED HOLE Stainless Steel	35 g	LP TH




COMPONENT	PART NUMBER
 LAMINATION PLATE FASTENER KIT (4pc) M6 x 6 mm	4 fasteners (6mm) LPFK 6
 LAMINATION PLATE FASTENER KIT, PEDIATRIC (4pc) M5 x 6 mm	4 fasteners (6mm) LPFK 6P
 LAMINATION PLATE FASTENER KIT (4pc) M6 x 10 mm	4 fasteners (10mm) LPFK 10

FLEXION PLATES




MATERIAL
MULTI




WEIGHT LIMIT
300 lbs

KIT	BUILD HEIGHT	WEIGHT	PART NUMBER
 4-HOLE THREADED, 10° W/ ADAPTER W/ PINLOCK HOLE, ROTATABLE Stainless Steel & Aluminum	13.4 mm	215 g	4HTP 10 AHR S
 4-HOLE THREADED, 10° W/ RECEIVER, ROTATABLE Stainless Steel & Aluminum	23.4 mm	214 g	4HTP 10 RR S

KIT	BUILD HEIGHT	WEIGHT	PART NUMBER
 4-HOLE THREADED, 10° W/ ADAPTER W/ PINLOCK HOLE, ROTATABLE Titanium & Aluminum	13.4 mm	187 g	4HTP 10 AHR T
 4-HOLE THREADED, 10° W/ RECEIVER, ROTATABLE Titanium & Aluminum	23.4 mm	186 g	4HTP 10 RR T
 4-HOLE THREADED, 10° Aluminum	10.2 mm	149 g	4HTP 10 A

ADDITIONAL HARDWARE

STANDARD HARDWARE	CONTENTS	PART NUMBER
 4-HOLE FASTENER KIT (4pc) M6 x 14mm, for Non-Rotatable Adapters	Four fasteners (14mm)	4HFK 14
 4-HOLE FASTENER KIT (4pc) M6 x 16mm, for Rotatable Adapters	Four fasteners (16mm)	4HFK 16
 SUPER SET SCREWS (8pc) M8 x 14mm	Eight Super Set Screws	CP SSET

STANDARD HARDWARE	CONTENTS	PART NUMBER
 TUBE CLAMP SCREW M5 x 14mm	One tube clamp screw	CP TCS
 4-HOLE FASTENER KIT (4pc) M6 x 22 mm	4 fasteners (22 mm)	4HFK 22
 FLEXION PLATE CLAMP SCREW M6 x 30 mm	One flexion plate clamp screw	CP FPCC

UPPER LIMB



AXIS[®] shoulder joint

EXO MODEL



With a friction hinge, the patented AXIS shoulder joint is operated with simple switches that simplify harnessing by eliminating the need for gross body movements. The AXIS is able to be integrated with all upper limb control systems with a special channel to conceal and protect power cables. Unlike other options on the market, this shoulder was designed to provide better task control, a natural range of motion, and ease of use for the patient's daily life.

AXIS PART NUMBER	MOUNTING TYPE	LOCK ACTUATOR
SJ90 BK	Exoskeletal	Manual
SJ100 BK	Endoskeletal	Manual
SJ92 BK	Exoskeletal	Electric
SJ102 BK	Endoskeletal	Electric

TECHNICAL SPECIFICATIONS

MOUNTING	Endo or Exo
CONTROL OPTIONS	Mechanical or Electric
SWING	240°
WEIGHT	290 g
WEIGHT LIMIT	50 lbs <i>(including prosthesis)</i>
WARRANTY	2 years
ABDUCTION	180°
LOCKING POSITIONS	25
L-CODES*	L6646 (Mechanical) L6646 + L6648 (Electric)

ENDO MODEL

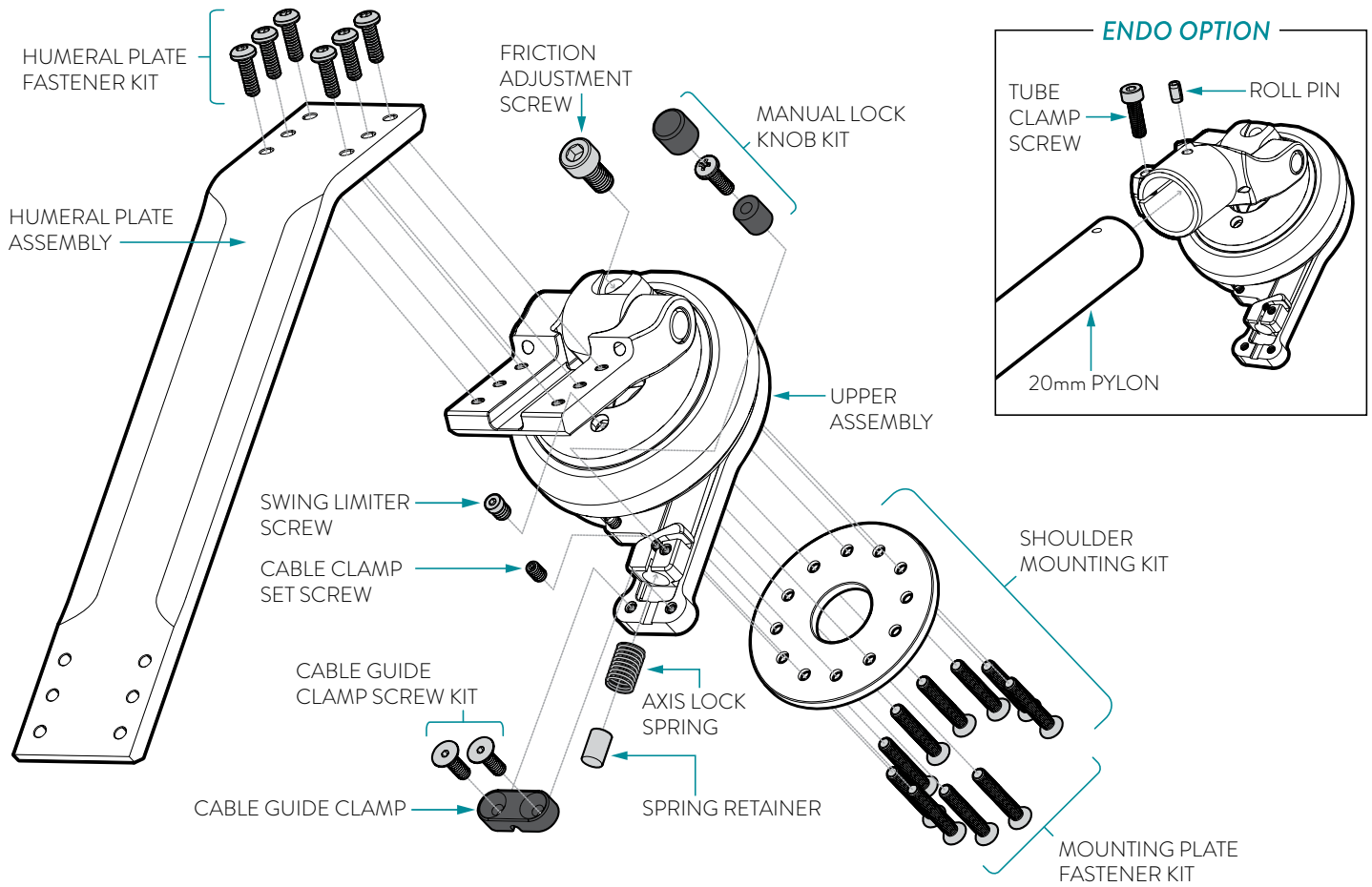




ELECTRIC MODEL

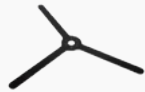



The endo and electric models were designed to work exclusively with the Espire Elbow. Contact College Park for endoskeletal mounting and electric lock actuator recommendations.

*The listing of codes with these products should not be construed as a guarantee for coverage or payment. Ultimate responsibility for the coding of services/products rests with the individual practitioner.



MECHANICAL LOCKING OPTIONS	PART NUMBER	DESCRIPTION
	SJ43	Lock Release Kit
	SJ45	Nudge Kit

ADDITIONAL HARDWARE	PART NUMBER	DESCRIPTION
	SJ60	3 Spoke Mounting Plate, Black
	SJ63	Straight Mounting Plate, Aluminum

REPLACEMENT PARTS	PART NUMBER	DESCRIPTION
	SJ92	Humeral Plate Assembly
	SJ HPFK	Humeral Plate Fastener Kit
	SJ FAS	Friction Adjustment Screw
	SJ MLK	Manual Lock Knob Kit
	SJ SLS	Swing Limiter Screw
	SJ CCSS	Cable Clamp Set Screw
	SJ CGSK	Cable Guide Clamp Screw Kit (2 pc)
	SJ CGC	Cable Guide Clamp
	SJ SR	Spring Retainer
	AXIS LS	Axis Lock Spring
	SJ65	Shoulder Mounting Kit
	SJ MPFK	Mounting Plate Fastener Kit
	SJ T230 20	20mm Axis Pylon, Al, 230mm




M-FINGERS

M-Fingers, M-Thumbs, and Partial M-Fingers were designed to be simple to operate and controlled by the user's own motion. This allows the patient to perform tasks with optimized precision. M-Fingers are made with strong, injection-molded composite materials to deliver the durability and longevity needed for daily use.

PEDIATRIC M-FINGERS

Pediatric M-Fingers are easy to use and controlled by the child's own movements. This can make the fingers more effective and responsive. They conform around objects to provide a secure grip during daily tasks and play.




TITAN FINGERS

The Titan series was designed to offer increased strength and function. Made of titanium, the Titan is available in full, partial, and thumb options. The full version is called the Titan Flex, which automatically closes onto an object when the lever is activated. This lightweight, durable device can hold 50 lbs. with ease.

HOLD-IT

The Hold-It was created to allow patients with complete finger amputations or an impaired intact hand the ability to hold tools such as writing implements, eating utensils, and personal care items. The Hold-It easily snaps open and closed, and it can be rotated to accommodate different positions.

LEARN MORE AT
partialhandsolutions.com



WHO WE ARE



Headquartered in Warren, MI, College Park Industries designs and manufactures custom-built prosthetic solutions for people of all activity levels. With precise engineering and quality manufacturing, we are committed to innovating solutions for users all over the world. Our story began in 1988, upon completing the first prototype for our anatomically correct prosthetic foot, the Truststep. Since then, we've grown to offer a full line of customizable foot systems and lower limb solutions—all made in America.



College Park Industries | @collegeparkind

college-park.com

 college park
REBUILT.

rebuilt.college-park.com

©2026 College Park Industries, Inc. All rights reserved.

27955 College Park Drive, Warren, MI, USA
p. 800.728.7950 | 586.294.7950 | f. 800.294.0067