

TECHNICAL SPECIFICATIONS



FUNCTION	MOUNTING	WEIGHT LIMIT	CLEARANCE	IMPACT LEVEL	WATER CAPABILITY
Economy	Endo (IP)	21-25 cm 220 lbs (100 kg) 26-30 cm 275 lbs (125 kg)	21-25 cm 2.4 in (6.2 cm) 26-30 cm 2.6 in (6.5 cm)	K2	WATERPROOF
SIZES	WEIGHT*	WARRANTY	L CODES**	ENVIROSHELL®†	
21-30 cm	523 g	2 years	L5972	C T B standard	

BREEZE PART NUMBER

BE	SIDE	SHELL COLOR***	EN	SIZE	D	FIRMNESS CATEGORY
	L OR R	C, T, OR B		21-30		3

*** (C)ucasian, (T)an or (B)rown. Example part number: BE LCEN 24 D3



FUNCTION	MOUNTING	WEIGHT LIMIT	CLEARANCE	IMPACT LEVEL	WATER CAPABILITY
Integrated Spring Technology	Endo (IP)	21-24 cm 220 lbs (100 kg) 25-30 cm 300 lbs (136 kg)	21-24 cm 2.2 in (5.7 cm) 25-26 cm 2.5 in (6.4 cm) 27-30 cm 2.6 in (6.6 cm)	K2	WEATHERPROOF
SIZES	WEIGHT*	WARRANTY	L CODES**	ENVIROSHELL®†	
21-30 cm	526 g	2 years	L5972, L5986	C T B standard	

CELSUS PART NUMBER

CS	SIDE	SHELL COLOR***	EN	SIZE	D	FIRMNESS CATEGORY
	L OR R	C, T, OR B		21-30		1-4

*** (C)ucasian, (T)an or (B)rown. Example part number: CS LCEN 24 D3



FUNCTION	MOUNTING	WEIGHT LIMIT	CLEARANCE	IMPACT LEVEL	WATER CAPABILITY
Economy	Endo (IP)	21-24 cm 300 lbs (100 kg) 25-30 cm 330 lbs (136 kg)	21-24 cm 2.2 in (5.7 cm) 25-26 cm 2.5 in (6.4 cm) 27-30 cm 2.6 in (6.6 cm)	K2	WEATHERPROOF
SIZES	WEIGHT*	WARRANTY	L CODES**	ENVIROSHELL®†	
21-30 cm	500 g	2 years	L5972 PDAC APPROVED	C T B standard	

TEMPO PART NUMBER

TO	SIDE	SHELL COLOR***	EN	SIZE	D	FIRMNESS CATEGORY
	L OR R	C, T, OR B		21-30		1-5

*** (C)ucasian, (T)an or (B)rown. Example part number: TO LCEN 24 D3



OTHER K2 FAVORITES



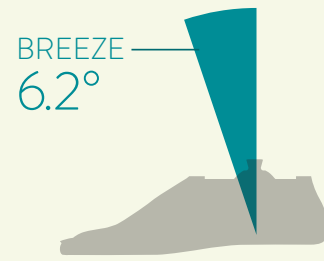

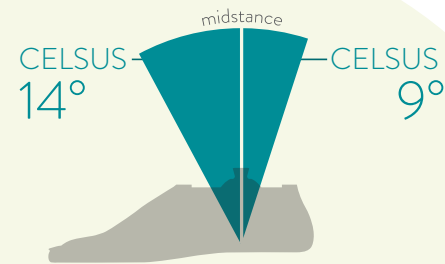
*25 cm model, including Enviroshell. **The listing of codes with these products should not be construed as a guarantee for coverage or payment. Ultimate responsibility for the coding of services/products rests with the individual practitioner. †Caucasian, Tan, or Brown.

EVERYDAY COMFORT

At College Park, we focus on high-quality innovation for users of all activity levels. These prosthetic feet are built for low-impact users who value comfort, flexibility, and excellent ground contact. With lightweight, low-profile designs, the Breeze, Tempo, and Celsus feet are built to move naturally with you.

TOTAL GROUND CONTACT

These K2 feet were designed to allow for a longer duration of foot flat during the stance phase. Combined with other benefits, the plantar flexion and dorsiflexion angles may help enhance ground contact.



celsus® L5972, L5986**

LOW IMPACT. HIGH FUNCTION.

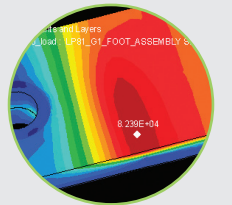
The Celsus foot brings our Integrated Spring Technology (IST®) into a lower-impact design. It can provide users with an active heel, better ground contact, and smooth transitions. This popular foot has multi-axial movement with a natural center of rotation in the ankle. Durable yet lightweight, the Celsus was designed to provide anatomical function for everyday life.




tempo® L5972** PDAC APPROVED

GET THE RHYTHM BACK

The Tempo provides high-end College Park gait matching in a value class foot. The service-free design comes with a full length toe lever, providing stored energy for a natural response and extra ground contact. The Tempo is custom-built for each individual and is an ideal solution for K2 patients that need extra durability and controlled range of motion.



330 LBS WEIGHT LIMIT
Finite Element Analysis testing simulates impact. The data is used to balance deflection, increase durability, and reduce stress in the final design.



MATERIALS MATTER: INTELLIWEAVE

College Park's Intelliweave® composite technology aims to enhance flexibility and comfort. These fibers are woven by hand in a 3D pattern for strength and precision gait matching. Intelliweave is responsive to activity, which can make each step feel more natural while reducing impact on the user's limb and socket. The Celsus, Tempo, and Breeze feet use Intelliweave composites to help maximize performance for low-impact users.



breeze® L5972**

BREEZE THROUGH LIFE

The waterproof Breeze foot has an optional water drain port, corrosion-resistant materials, and special modifications to clear water through the entire system. The Enviroshell is antimicrobial, infused with a UV inhibitor, and comes with a special toe-rollover assist. Perfect to stock, the Breeze was designed to be a maximum solution for a minimum cost.



**The listing of codes with these products should not be construed as a guarantee for coverage or payment.