

TRI-AXIAL MOVEMENT | CUSTOMIZABLE STRIDE CONTROL | INTELLIWEAVE COMPOSITE



The Tribute foot was designed to provide dependable performance in a value package. Featuring tri-axial motion and our Intelliweave composite technology, this lightweight foot uses a full-length toe lever for optimal range of motion. Created to achieve firm footing on varied terrain, the Tribute foot is an ideal solution for low to moderate impact users.

INCLUDED

Endo foot includes: foot shell and CPI sock. Cosmetic attachment plate (CAP) included with standard toe shell.

TRIBUTE PART NUMBER

TB	SIDE	SHELL COLOR*	EN	SANDAL TOE†	SIZE	WIDTH‡	D	FIRMNESS CATEGORY
	L or R	C, T, B or J		S	21-30	N or W		1-4

* (C)aucasian, (T)an, (B)rown or (J)et Black. † (S)andal. Sandal toe not available in Jet Black. Leave blank for regular toe. ‡ (N)arrow or (W)ide. Wide not available for Sandal Toe. Example part number: TB LCEN 24N D3

TRIBUTE FIRMNESS CATEGORIES

PATIENT WEIGHT	0-100lbs	101-120	121-140	141-160	161-180	181-200	201-220
IMPACT LEVEL	21-30cm						
LOW IMPACT	1	1	2	2	3	3	4
MODERATE IMPACT	1	2	2	2	3	4	4

TECHNICAL SPECIFICATIONS

FUNCTION	K2 Tri-Axial
SIZES	21-30 cm
MOUNTING	Endo (IP)
WEIGHT LIMIT	220 lbs
WARRANTY	2 years
BUILD HEIGHT	2.4 in
WEIGHT*	529 g
L-CODE** L5979 PDAC APPROVED	IMPACT LEVEL
WATER CAPABILITY Weatherproof	ENVIROHELL***

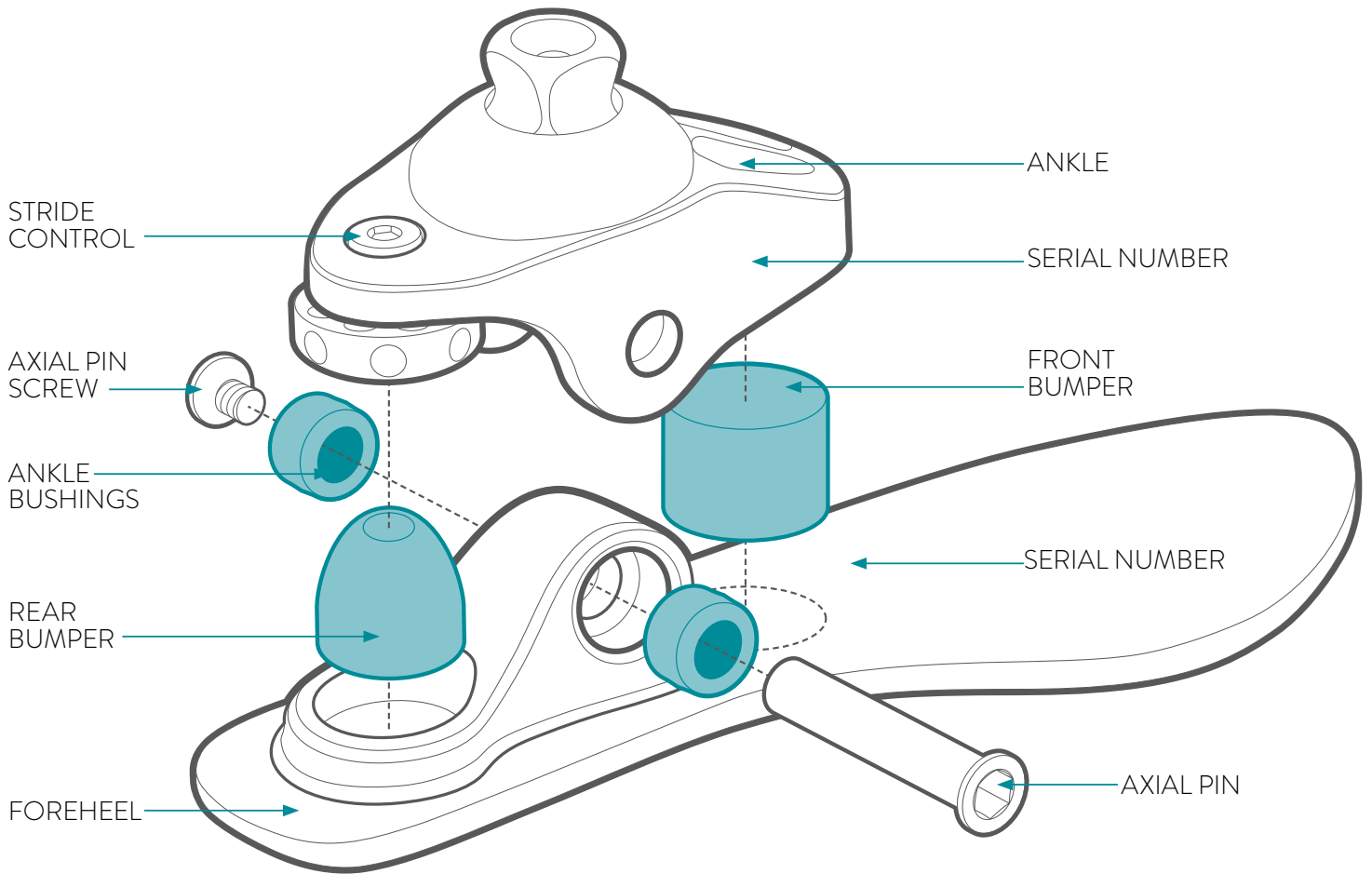
ENVIROHELL PART NUMBER

TOE*	S	SIDE	SHELL COLOR**	SIZE	WIDTH‡
V		L or R	C, T, B or J	21-30	
CS	S	L or R	C, T or B	21-30	

*V for Regular toe. CS for Sandal Toe. ** (C)aucasian, (T)an, (B)rown or (J)et Black. Sandal Toe not available in Jet Black. ‡ (W)ide shell only available in 24-30cm.



*26 cm with Enviroshell. **The listing of codes with these products should not be construed as a guarantee for coverage or payment. Ultimate responsibility for the coding of services/products rests with the individual practitioner. ***Caucasian, Tan, Brown, or Jet Black.



SOFT COMPONENTS	PART NUMBER	DESCRIPTION
	V FBS A	Front Bumper, Soft (indicate pocket size*)
	V FBM A	Front Bumper, Medium (indicate pocket size*)
	V FBF A	Front Bumper, Firm (indicate pocket size*)
	V RBS B	Rear Bumper, Soft (indicate pocket size†)
	V RBM B	Rear Bumper, Medium (indicate pocket size†)
	V RBF B	Rear Bumper, Firm (indicate pocket size†)
	V RBX B	Rear Bumper, Extra Firm (indicate pocket size†)
	V ABS 2530	Ankle Bushing, Soft, 21-30cm
	V ABM 2530	Ankle Bushing, Medium, 21-30cm
	V ABF 2530	Ankle Bushing, Firm, 21-30cm

GAIT MATCHING




FIRMNESS CATEGORY





COMPONENT	1	2	3	4
Front Bumper				
Ankle Bushings				
Rear Bumper				

PART NO	DESCRIPTION
V BK 2130	Venture & Tribute Bumper Kit (See page 51 for contents)

FIRMNESS COLOR CODE:
 SOFT
 MEDIUM
 FIRM

*Pocket size: 21-24cm: C, 25-26cm: B, 27-30cm: A
 †Pocket size: 21-24cm: D, 25-26cm: C, 27-30cm: B


HARDWARE	PART NUMBER	DESCRIPTION
	CP AP L	Axial Pin, Long, 25-30cm
	CP APS	Axial Pin Screw
	CP SSET	Super Set Screws (8pc) M8 x 14mm


TOOLS	PART NUMBER	DESCRIPTION
	TFH 800	Foot Horn, Stainless Steel
	TGP 525	Pin Guide
	CP HK 4	Hex Key, 4mm
	TL LUB	TruLube Lubricant, 0.25 oz.

BONE ASSEMBLIES	PART NO (LEFT/RIGHT)	DESCRIPTION	
	TB ENA 2124	Endo Ankle, 21-24cm	
	TB ENA 2526	Endo Ankle, 25-26cm	
	TB ENA 2730	Endo Ankle, 27-30cm	
	TB FHL x	TB FHR x	Foreheel (fits regular foot shell, indicate left or right, size)
	TB FHS x		Foreheel (fits sandal toe foot shell, indicate size)

COSMETIC ATTACHMENT PLATE (CAP)	PART NUMBER (LEFT/RIGHT)	DESCRIPTION	ADDITIONAL INFORMATION	
	V CLΔ 2124	V CRΔ 2124	Cosmetic Attachment Plate (left or right), 21-24cm	
	V CLΔ 2526	V CRΔ 2526	Cosmetic Attachment Plate (left or right), 25-26cm	Plastic ring snaps into foot shell for easy cosmetic finishing.
	V CLΔ 2730	V CRΔ 2730	Cosmetic Attachment Plate (left or right), 27-30cm	

Δ Indicate Color. (C)aucasian, (B)rown or (T)an.

SHELLTREAD	PART NUMBER (LEFT/RIGHT)	DESCRIPTION	ADDITIONAL INFORMATION	
	V TLN xx	V TRN xx	Shelltread (left or right) Neutral (indicate size, width)	
	V TLJ xx	V TRJ xx	Shelltread (left or right) Jet Black (indicate size, width)	Increases durability and prevents premature wear of foot shell.
	CS TLN x	CS TRN x	Shelltread - Sandal Toe (left or right) Neutral (indicate size)	

SOCKS	PART NUMBER	DESCRIPTION	ADDITIONAL INFORMATION
	CPI SS SM	CPI Sock, Small, 21-25cm	Highly durable sock that acts as a noise barrier and protects the foot from debris.
	CPI SS LG	CPI Sock, Large, 26-30cm	
	CPI SSK SM	CPI Sock, Small, 21-25cm, 6-pack	
	CPI SSK LG	CPI Sock, Large, 26-30cm, 6-pack	