

INTELLIWEAVE COMPOSITE | FULLY WATERPROOF | INTEGRATED PYRAMID



The Breeze foot has an optional water drain port, corrosion-resistant materials, and special modifications to clear water through the entire system. The Enviroshell is antimicrobial, infused with a UV inhibitor and comes with a special toe-rollover assist. The Breeze foot was designed to bring a maximum solution for a minimum cost.

BREEZE PART NUMBER

BE	SIDE	SHELL COLOR*	EN	SIZE	D3
	L OR R	C, T, OR B		21-30	

*(C)aucasian, (T)an or (B)rown. Example part number: BE LCEN 24 D3




INCLUDED

Endo foot includes: sandal toe foot shell, CPI sock and Cosmetic Attachment Plate (CAP)

BREEZE FIRMNESS CATEGORIES

PATIENT WEIGHT	0-220	221-275
SIZE	21-30 cm	26-30 cm
LOW IMPACT	3	3

TECHNICAL SPECIFICATIONS

FUNCTION	K2
SIZES	21-30 cm
MOUNTING	Endo (IP)
WEIGHT LIMIT	220 lbs (21-25 cm) 275 lbs (26-30 cm)
WARRANTY	3 years
BUILD HEIGHT	2.4 in (21-25 cm) 2.6 in (26-30 cm)
WEIGHT*	523 g
L-CODE**	IMPACT LEVEL
L5972	
WATER CAPABILITY	ENVIROHELL***
 Waterproof	

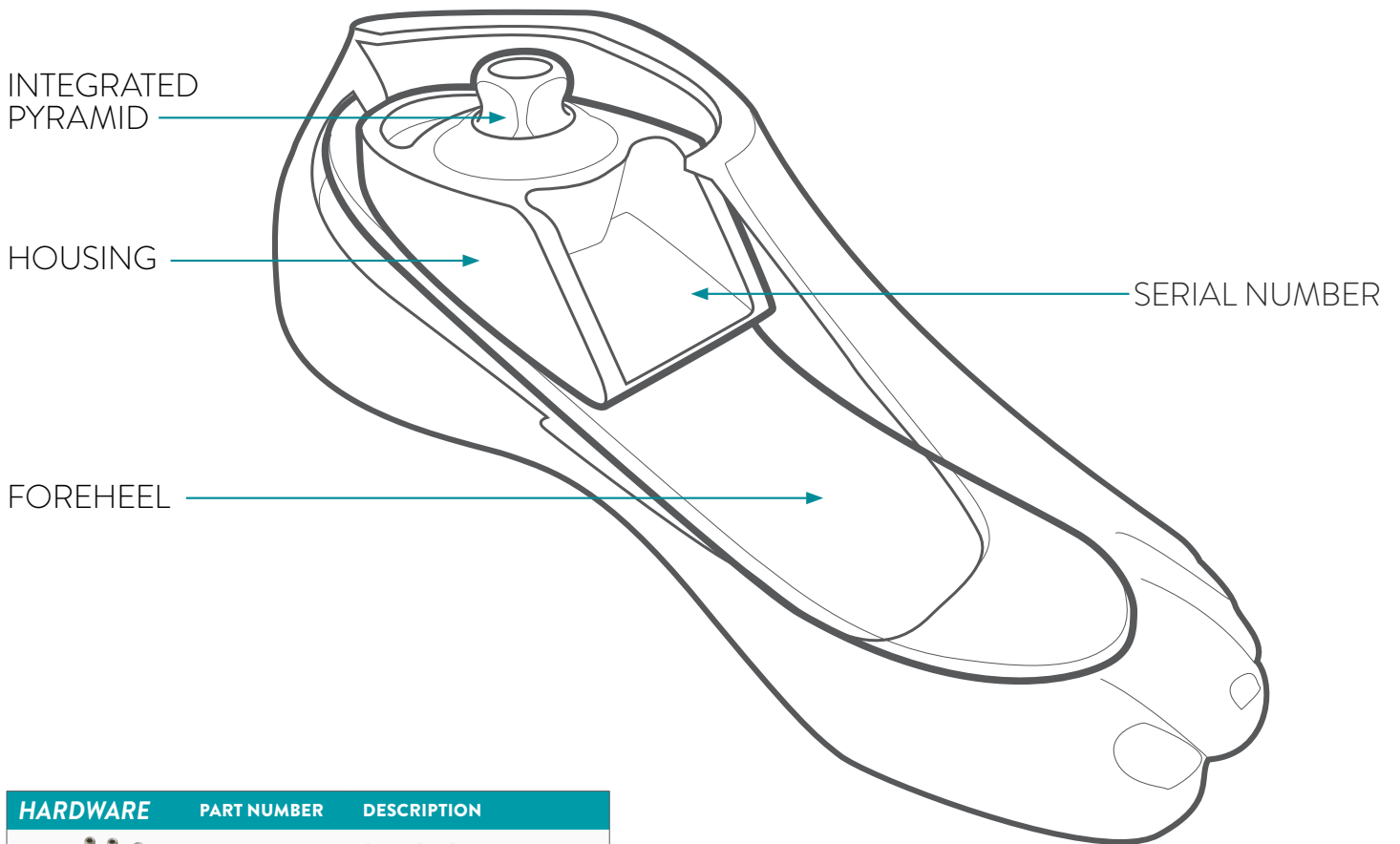
ENVIROHELL PART NUMBER




BE S	SIDE	SHELL COLOR*	SIZE
	L OR R	C, T, OR B	21-30


*(C)aucasian, (T)an and or (B)rown




*26 cm with Enviroshell. **The listing of codes with these products should not be construed as a guarantee for coverage or payment. Ultimate responsibility for the coding of services/products rests with the individual practitioner. ***Caucasian, Tan, or Brown.



HARDWARE	PART NUMBER	DESCRIPTION
	CP SSET	Super Set Screws (8pc) M8 x 14mm
	TFH 800	Foot Horn, Stainless Steel
	CP HK 4	Hex Key, 4mm

COSMETIC ATTACHMENT PLATE (CAP)	PART NUMBER (LEFT/RIGHT)		DESCRIPTION	ADDITIONAL INFORMATION
	BE CLΔ 2125	BE CRΔ 2125	Cosmetic Attachment Plate (left or right), 21-25cm	Plastic ring snaps into foot shell for easy cosmetic finishing.
	BE CLΔ 2630	BE CRΔ 2630	Cosmetic Attachment Plate (left or right), 26-30cm	

Δ Indicate Color. (C)aucasian, (B)rown or (T)an.

SHELLTREAD	PART NUMBER (LEFT/RIGHT)		DESCRIPTION	ADDITIONAL INFORMATION
	BE TLN x	BE TRN x	Shelltread (left or right), Neutral (indicate size)	Increases durability and prevents premature wear of foot shell.

SOCKS	PART NUMBER	DESCRIPTION	ADDITIONAL INFORMATION
	CPI SS SM	CPI Sock, Small, 21-25cm	Highly durable sock that acts as a noise barrier and protects the foot from debris.
	CPI SS LG	CPI Sock, Large, 26-30cm	
	CPI SSK SM	CPI Sock, Small, 21-25cm, 6-pack	
	CPI SSK LG	CPI Sock, Large, 26-30cm, 6-pack	