

























# College Park's Collection of Quality K3/K4 Feet


	FOOT	MOUNTING	WEIGHT LIMIT	SIZES	IMPACT	HEIGHT	WEIGHT**	WARRANTY	ENVIROSHIELD
WATERPROOF	 SOLEUS	Endo (4-Hole)	220 lbs (21-24 cm) 250 lbs (25-26 cm) 275 lbs (27-30 cm)	21-30 cm		6.4-7.6 in	667 g	3 years	 CTBJ narrow & wide
	 VELOCITY	Endo (IP)	250 lbs (25-26 cm) 275 lbs (27-30 cm)	25-30 cm		4.7-5.2 in	631 g	3 years	 CTBJ narrow & wide
	 VENTURE	Endo (IP) Endo (ALX)	250 lbs (21-24 cm) 275 lbs (25-30 cm)*	21-30 cm		2.5-2.7 in (IP) 5.0-5.2 in (ALX)	585 g	3 years	 CTBJ narrow & wide
WATERPROOF IN FRESH WATER	 TRUSTEP	Endo (IP) Exo (ALX)	300 lbs (Endo) 352 lbs (Exo)	22-31 cm		3.5 in (IP) 6.0 in (ALX)	678 g	3 years 18 mo / 300+ lbs	 CTBJ narrow & wide
	 HORIZON	Endo (IP)	330 lbs (21-25 cm) 365 lbs (26-30 cm)	21-30 cm		2.3 in	559 g	3 years	 CTBJ standard
	 ODYSSEY K3	Endo (IP)	275 lbs	21-30 cm		3.0 in	749 g	3 years	 CTBJ standard
WATERPROOF IN FRESH WATER	 TRIBUTE	Endo (IP)	220 lbs	21-30 cm		2.4 in	529 g	2 years	 CTBJ standard narrow & wide
	 ACCENT	Endo (IP) D. Pylon (DP)	220 lbs (21-24 cm) 250 lbs (25-28 cm)	21-28 cm		3.3-3.9 in (IP) 7.8-8.5 in (DP)	608 g (IP) 761 g (DP)	2 years	 CB standard

\*Low Impact Only


\*\*26 cm, including  
Enviroshell

Caucasian, Tan, Brown,  
or Jet Black

College Park designs and manufactures a full line of anatomically correct, individualized prosthetic solutions. College Park is ISO 13485 certified with an extensive focus on quality testing, and proudly sources and produces all products entirely in the USA. With precise engineering and quality manufacturing, College Park is committed to innovating human locomotion solutions for users all over the world.



odyssey<sup>®</sup>  
K2



odyssey<sup>®</sup>  
K3





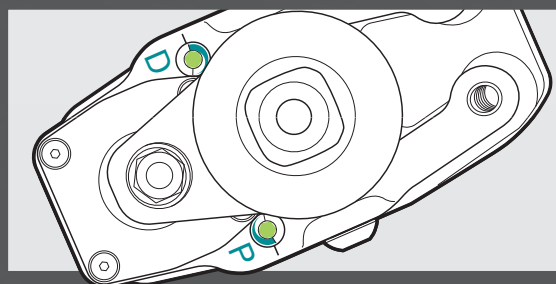


Hydraulic feet are renowned for increasing ground contact and reducing socket pressures. College Park offers two trusted solutions—both with a patented curved hydraulic cylinder to achieve a durable, lightweight, and low-profile design. The Odyssey K2 offers an incredible range of motion for low-impact users. Built on a flexible Intelliweave® composite base, this foot is gait-matched and made to increase stability. The Odyssey K3 utilizes a higher frequency carbon fiber foot base for an amplified dynamic response. The ankle housing and angular positioning was designed for moderate-impact users able to balance without assistance.



## A REVOLUTIONARY CURVED HYDRAULIC SYSTEM

College Park's patented curved hydraulic cylinder allows for one pivot point—resulting in a smooth sweep, long life, and remarkably low profile.



## CUSTOMIZABLE DUAL STRIDE CONTROL®

The Odyssey ankle has independently adjustable plantar and dorsiflexion valves for in-office tuning. Two valves for adjustment can provide ideal comfort and stability, precisely to the patient's feedback.




"For the first time, I walked on grass. I was amazed. I walked up a hill then confidently down the sidewalk. With the Odyssey K2, I feel so much stability. I'm walking all day with ease."

-Wafa, Odyssey K2 User

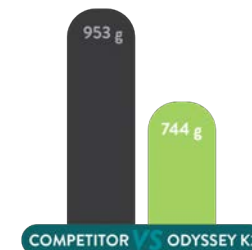


"I've found that the magic lies in the ankle. After years of side stepping in spring based feet on my hikes, the Odyssey K3 has given me more confidence when walking down hills. The increased range of motion in the hydraulic ankle keep me aligned while navigating a decline. I'm no longer scared of falling forward."

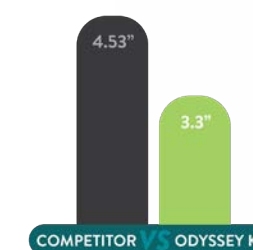
-Reggie, Odyssey K3 User



12° of smooth hydraulic motion for a total range of motion up to 27°



LIGHTER WEIGHT



LOWER BUILD HEIGHT



**FOOT BASE**  
Intelliweave®

**MOUNTING**  
Endo (IP)

**SIZES**  
21-30 cm

**IMPACT LEVEL**

**WEIGHT LIMIT**

Size	Weight Limit
21-24 cm	220 lbs (100 kg)
25-30 cm	300 lbs (136 kg)

**CLEARANCE**  
3.1-3.3 in  
(7.8-8.4 cm)

**WEIGHT\***  
744 g

**WARRANTY**  
2 years

**L CODES\*\***  
L5972  
L5968

**ENVIROSHELL®†**  
CTB  
standard

**WATER CAPABILITY:** Weatherproof

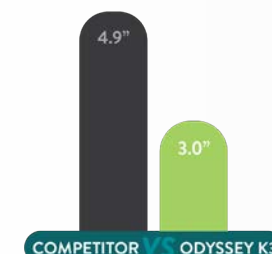
\*26 cm model, including Enviroshell. \*\*The listing of codes with these products should not be construed as a guarantee for coverage or payment. Ultimate responsibility for the coding of services/products rests with the individual practitioner.  
† Caucasian, Tan or Brown.



9° of plantar flexion and 3° of dorsiflexion



LIGHTER WEIGHT



LOWER BUILD HEIGHT



**FOOT BASE**  
Carbon Fiber

**MOUNTING**  
Endo (IP)

**SIZES**  
21-30 cm

**IMPACT LEVEL**

**WEIGHT LIMIT**  
275 lbs (125 kg)

**CLEARANCE**  
3.0 in  
(7.5-7.7 cm)

**WEIGHT\***  
749 g

**WARRANTY**  
3 years

**L CODES\*\***  
L5981  
L5968

**ENVIROSHELL®†**  
CTB  
standard

**WATER CAPABILITY:** Waterproof in Fresh Water

\*26 cm model, including Enviroshell. \*\*The listing of codes with these products should not be construed as a guarantee for coverage or payment. Ultimate responsibility for the coding of services/products rests with the individual practitioner.  
† Caucasian, Tan, Brown or Jet Black.

